

Canvass Results

2017 MAY 6TH LOCAL ELECTION

Run Time: 4:20 PM
Run Date: 05/17/2017

YOUNG COUNTY, TEXAS

GENERAL AND SPECIAL ELECTION

5/6/2017

Page 2 of 4

Official results

Registered Voters
3&2 of 2787 = 13.71 %

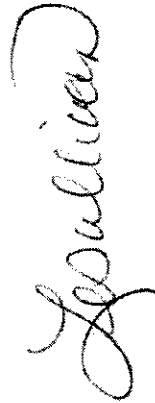
Polling Places Reporting
6 of 6 = 100.00 %

CITY COUNCIL MEMBER - Vote for none, one, two, or three

Precinct	Kim Dondor	Shirley Scales	Cora Ann Stinson	Tammy Whitman	Marla Allen Quast	Lynn Robinson	Deke Payne	Cast Votes	Unmarked	Unmarked	Election Day Voting Ballots Cast	Early Voting Ballots Cast	Absentee Voting Ballots Cast	Total Ballots Cast
CON	37	39	12	32	15	40	31	206	40	0	26	56	0	82
Totals	37	39	12	32	15	40	31	206	40	0	26	56	0	82

I, Lauren Sullivan, Elections Administrator of Young County, do hereby certify the following vote totals cast in the May 6, 2017 Local Elections are true and correct as canvassed by the City of Newcastle, Texas on May 16, 2017.

Dated May 17, 2017



Lauren Sullivan, Elections Administrator
Young County, Texas



Canvass Results

2017 MAY 6TH LOCAL ELECTION

Run Time: 4:20 PM
Run Date: 05/17/2017

YOUNG COUNTY, TEXAS

GENERAL AND SPECIAL ELECTION

5/6/2017
Page 1 of 4

Official results


Registered Voters
382 of 2787 = 13.71 %
Polling Places Reporting
6 of 6 = 100.00 %

PROPOSITION


Precinct	Cast	Admitted	Cast Votes	Admitted	Election Day Voting Ballots Cast	Early Voting Ballots Cast	Absentee Voting Ballots Cast	Total Ballots Cast	Registered Voters	Turnout Percentage
OISD	205	95	300	0	127	173	0	300	2432	12.34 %
Totals	205	95	300	0	127	173	0	300	2432	12.34 %

I, Lauren Sullivan, Elections Administrator of Young County, do hereby certify the following vote totals cast in the May 6, 2017 Local Elections are true and correct as canvassed by the Olney Independent School District of Olney, Texas on May 9, 2017.

Dated May 17, 2017



Lauren Sullivan, Elections Administrator
Young County, Texas



Canvass Results
 2017 MAY 6TH LOCAL ELECTION
 Run Time 4:20 PM
 Run Date 05/17/2017

YOUNG COUNTY, TEXAS
GENERAL AND SPECIAL ELECTION

5/6/2017
 Page 3 of 4

Official results
 Registered Voters
 02 of 2787 - 100.00 %
 Polling Places Reporting
 3 of 3 - 100.00 %

CITY COUNCIL MEMBER - Vote for none, one, two, or three

Precinct	Registered Voters	Turnout Percentage
CON	355	23.10 %
Total	355	23.10 %