

YOUNG COUNTY

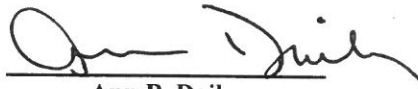
Treasurer's Report

Presented January 2018
For Month of October 2017
Period 01 FY2018

The Treasurer's Monthly Report includes money received and disbursed in accordance with Local Government Code 114.026 (a);(b) this affidavit states the current cash and other assets in the custody of the county treasurer.

The bank statements have been reconciled for all accounts and any adjustments have been noted.

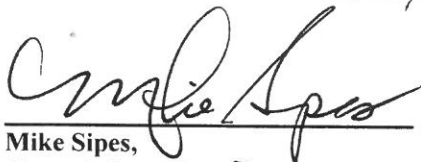
Therefore, Ann B. Daily, County Treasurer of Young County, Texas, who being fully sworn, upon oath says that the within and foregoing report is true and correct to the best of her knowledge.



Ann B. Daily,
Young County Treasurer

Commissioner's Court having reviewed the Treasurer's Report as presented and having taken reasonable steps to ensure its accuracy based upon presentations of the Treasurer's office, approve the report and request that it be filed with the official minutes of this meeting, Local Government Code 114.026(c).

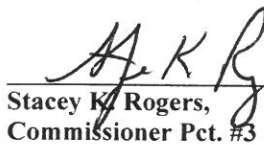
In addition, the below signatures affirm that the Treasurer's report complies with the statutes as referenced, Local Government Code 114.026(d).




Mike Sipes,
Commissioner Pct. #1




Matt Pruitt,
Commissioner Pct. #2




Stacey K. Rogers,
Commissioner Pct. #3



Jim Wiley,
Commissioner Pct. #4



Kay Hardin
Young County Clerk



Cheryl Roberts,
Young County Auditor



John C. Bullock,
Young County Judge

COMBINED STATEMENT OF CASH POSITION FOR OCTOBER

FUND NAME	CHECKING ACCOUNT	CHECKING AMOUNT	TDOA ACCOUNT	TDOA AMOUNT	FUND TOTAL
2018 010 GENERAL FUND	TREASURERS	31,890.71	M/M T-BILL	723,346.40	
2018 011 DISTRICT CLERK ARCHIVE	DC ARCHIVE	11,199.00	C/D	2,042,274.62	2,797,511.73
2018 012 INSURANCE FUND	INS FUND	211,320.50	M/M T-BILL C/D		11,199.00
2018 014 COUNTY CLERK ARCHIVE	ARCHIVE	152,243.76			211,320.50
2018 015 LAW LIBRARY FUND	TREASURERS	38,066.12			152,243.76
2018 017 CRIMINAL JUSTICE FUND	CRIM JUST	8.37			38,066.12
2018 018 JURY FUND	JURY	71,526.66			8.37
2018 019 AG BARN/PROJECT CENTER	AG BARN	566.35	M/M T-BILL C/D		71,526.66
2018 020 ROAD & BRIDGE GENERAL FUND	TREASURERS	81,698.03			566.35
2018 021 R & B PCT #1 FUND	TREASURERS	227,730.61	PCT#1 M/M T-BILL C/D	67,406.23	81,698.03
2018 022 R & B PCT #2 FUND	TREASURERS	242,819.57	PCT#2 M/M T-BILL C/D	141,383.39	295,136.84
2018 023 R & B PCT #3 FUND	TREASURERS	501,994.94	PCT#3 M/M T-BILL C/D	57,679.95	384,202.96
2018 024 R & B PCT #4 FUND	TREASURERS	342,858.21	PCT#4 M/M T-BILL C/D	62,168.00	559,674.89
2018 025 WIND ENERGY					405,026.21
2018 030 JAIL CONSTRUCTION AND PROGRE					
2018 057 CSCD BASIC STATE COMP INCOME					
2018 060 DEBT SERVICE PAYMENT	DEBT SERV	166,699.18			166,699.18
2018 095 PAYROLL CLEARING FUND	PAYROLL CL	432.20			432.20
TOTAL		2,081,054.21		3,094,258.59	5,175,312.80

CHECK ACCOUNT

CHECK

ACCOUNT BALANCE - TREASURERS	1,467,058.19
ACCOUNT BALANCE - DC ARCHIVE	11,199.00
ACCOUNT BALANCE - INS FUND	211,320.50
ACCOUNT BALANCE - ARCHIVE	152,243.76
ACCOUNT BALANCE - CRIM JUST	8.37
ACCOUNT BALANCE - JURY	71,526.66
ACCOUNT BALANCE - AG BARN	566.35
ACCOUNT BALANCE - DEBT SERV	166,699.18
ACCOUNT BALANCE - PAYROLL CL	432.20
TOTAL	2,081,054.21

TDOA ACCOUNT

TDOA

ACCOUNT BALANCE - M/M	723,346.40
ACCOUNT BALANCE - C/D	2,042,274.62
ACCOUNT BALANCE - PCT#1 M/M	67,406.23
ACCOUNT BALANCE - PCT#2 M/M	141,383.39
ACCOUNT BALANCE - PCT#3 M/M	57,679.95
ACCOUNT BALANCE - PCT#4 M/M	62,168.00
TOTAL	3,094,258.59

ACCOUNT NAME	BEGINNING CASH BALANCE	CASH RECEIPTS	CASH DISBURSEMENTS	ENDING CASH BALANCE
2018 010 GENERAL FUND				
CASH IN BANK	406,306.73	307,562.91	681,978.93-	31,890.71
MONEY MARKET ACCOUNT	723,039.36	307.04	.00	723,346.40
ACCOUNTS RECEIVABLE	212,215.63	.00	159,221.70-	52,993.93
CERTIFICATES OF DEPOSIT	2,042,274.62	.00	.00	2,042,274.62
FUND TOTALS	3,383,836.34	307,869.95	841,200.63-	2,850,505.66
2018 011 DISTRICT CLERK ARCHIVE				
CASH IN BANK	11,041.16	157.84	.00	11,199.00
ACCOUNTS RECEIVABLE	155.00	.00	155.00-	.00
FUND TOTALS	11,196.16	157.84	155.00-	11,199.00
2018 012 INSURANCE FUND				
CASH IN BANK	210,335.13	257,480.12	256,494.75-	211,320.50
FUND TOTALS	210,335.13	257,480.12	256,494.75-	211,320.50
2018 014 COUNTY CLERK ARCHIVE				
CASH IN BANK	149,368.06	2,875.70	.00	152,243.76
ACCOUNTS RECEIVABLE	2,850.00	.00	2,850.00-	.00
FUND TOTALS	152,218.06	2,875.70	2,850.00-	152,243.76
2018 015 LAW LIBRARY FUND				
CASH IN BANK	38,084.63	755.00	773.51-	38,066.12
ACCOUNTS RECEIVABLE	755.00	.00	755.00-	.00
FUND TOTALS	38,839.63	755.00	1,528.51-	38,066.12
2018 017 CRIMINAL JUSTICE FUND				
CASH IN BANK	45,315.98	25,306.17	70,613.78-	8.37
ACCOUNTS RECEIVABLE	25,297.80	.00	25,297.80-	.00
FUND TOTALS	70,613.78	25,306.17	95,911.58-	8.37
2018 018 JURY FUND				
CASH IN BANK	72,309.86	628.80	1,412.00-	71,526.66
ACCOUNTS RECEIVABLE	183.00	.00	183.00-	.00
FUND TOTALS	72,492.86	628.80	1,595.00-	71,526.66
2018 019 AG BARN/PROJECT CENTER				
CASH IN BANK	544.24	450.07	427.96-	566.35
ACCOUNTS RECEIVABLE	187.98-	312.98	125.00-	.00
FUND TOTALS	356.26	763.05	552.96-	566.35
2018 020 ROAD & BRIDGE GENERAL FUND				
CASH IN BANK	516,268.84	65,689.44	500,260.25-	81,698.03
ACCOUNTS RECEIVABLE	34,617.00	.00	34,617.00-	.00
FUND TOTALS	550,885.84	65,689.44	534,877.25-	81,698.03
2018 021 R & B PCT #1 FUND				
CASH IN BANK	137,564.28	126,686.31	36,519.98-	227,730.61
MONEY MARKET ACCOUNT	67,386.20	20.03	.00	67,406.23
FUND TOTALS	204,950.48	126,706.34	36,519.98-	295,136.84
2018 022 R & B PCT #2 FUND				
CASH IN BANK	174,301.01	121,811.00	53,292.44-	242,819.57
PCT#2 M/M	141,329.37	54.02	.00	141,383.39
FUND TOTALS	315,630.38	121,865.02	53,292.44-	384,202.96
2018 023 R & B PCT #3 FUND				
CASH IN BANK	425,142.68	123,241.75	46,389.49-	501,994.94

ACCOUNT NAME	BEGINNING CASH BALANCE	CASH RECEIPTS	CASH DISBURSEMENTS	ENDING CASH BALANCE
2018 024 R & B PCT #4 FUND				
MONEY MARKET ACCOUNT	57,662.81	17.14	.00	57,679.95
FUND TOTALS	482,805.49	123,258.89	46,389.49	559,674.89
2018 060 DEBT SERVICE PAYMENT				
CASH IN BANK	283,013.58	128,764.50	68,919.87	342,858.21
MONEY MARKET ACCOUNT	62,149.53	18.47	.00	62,168.00
FUND TOTALS	345,163.11	128,782.97	68,919.87	405,026.21
2018 095 PAYROLL CLEARING FUND				
CASH IN BANK	164,296.86	2,402.32	.00	166,699.18
FUND TOTALS	164,296.86	2,402.32	.00	166,699.18
GRAND TOTALS	6,004,046.68	1,164,547.51	1,940,287.46	5,228,306.73

COMBINED STATEMENT OF REVENUES AND EXPENSES FOR OCTOBER THRU OCTOBER

FUND NAME	**** MONTH TO DATE ****		**** YEAR TO DATE ****	
	REVENUES	EXPENSES	REVENUES	EXPENSES
2018 GENERAL FUND	148,408.25	582,311.15	148,408.25	582,311.15
2018 DISTRICT CLERK ARCHIVE	2.84	.00	2.84	.00
2018 INSURANCE FUND	86,483.62	85,498.25	86,483.62	85,498.25
2018 COUNTY CLERK ARCHIVE	25.70	.00	25.70	.00
2018 LAW LIBRARY FUND	.00	.00	.00	.00
2018 CRIMINAL JUSTICE FUND	8.37	.00	8.37	.00
2018 JURY FUND	445.80	1,412.00	445.80	1,412.00
2018 AG BARN/PROJECT CENTER	325.07	114.98	325.07	114.98
2018 ROAD & BRIDGE GENERAL FUND	31,072.44	500,260.25	31,072.44	500,260.25
2018 R & B PCT #1 FUND	126,648.03	32,534.72	126,648.03	32,534.72
2018 R & B PCT #2 FUND	121,865.02	42,710.90	121,865.02	42,710.90
2018 R & B PCT #3 FUND	123,258.89	19,065.64	123,258.89	19,065.64
2018 R & B PCT #4 FUND	128,597.97	55,733.50	128,597.97	55,733.50
2018 DEBT SERVICE PAYMENT	2,402.32	.00	2,402.32	.00
TOTAL	769,544.32	1,319,641.39	769,544.32	1,319,641.39