

YOUNG COUNTY


Treasurer's Report

Presented August 2017
For Month of July 2017
Period 10 FY2017

The Treasurer's Monthly Report includes money received and disbursed in accordance with Local Government Code 114.026 (a);(b) this affidavit states the current cash and other assets in the custody of the county treasurer.

The bank statements have been reconciled for all accounts and any adjustments have been noted.

Therefore, Ann B. Daily, County Treasurer of Young County, Texas, who being fully sworn, upon oath says that the within and foregoing report is true and correct to the best of her knowledge.



Ann B. Daily,
Young County Treasurer

Commissioner's Court having reviewed the Treasurer's Report as presented and having taken reasonable steps to ensure its accuracy based upon presentations of the Treasurer's office, approve the report and request that it be filed with the official minutes of this meeting, Local Government Code 114.026(c).

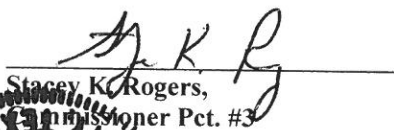
In addition, the below signatures affirm that the Treasurer's report complies with the statutes as referenced, Local Government Code 114.026(d).




Mike Sipes,
Commissioner Pct. #1



Matt Pruitt,
Commissioner Pct. #2




Stacey K. Rogers,
Commissioner Pct. #3



Jim Wiley,
Commissioner Pct. #4



K. H. Harris,
Clerk



Cheryl Roberts,
Young County Auditor



John C. Bullock,
Young County Judge

COMBINED STATEMENT OF CASH POSITION FOR JULY

FUND NAME	CHECKING ACCOUNT	CHECKING AMOUNT	TDOA ACCOUNT	TDOA AMOUNT	FUND TOTAL
2017 010 GENERAL FUND	TREASURERS	✓106,247.57	M/M T-BILL C/D	1,721,694.77	1,827,942.34
2017 011 DISTRICT CLERK ARCHIVE	DC ARCHIVE	10,650.71	M/M T-BILL C/D	2,038,078.27	3,866,020.61
2017 012 INSURANCE FUND	INS FUND	203,385.17	M/M T-BILL C/D		203,385.17
2017 014 COUNTY CLERK ARCHIVE	ARCHIVE	142,719.00	M/M T-BILL C/D		142,719.00
2017 015 LAW LIBRARY FUND	TREASURERS	✓37,602.63	M/M T-BILL C/D		37,602.63
2017 017 CRIMINAL JUSTICE FUND	CRIM JUST	8.72	M/M T-BILL C/D		8.72
2017 018 JURY FUND	JURY	71,988.69	M/M T-BILL C/D		71,988.69
2017 019 AG BARN/PROJECT CENTER	AG BARN	207.56	M/M T-BILL C/D		207.56
2017 020 ROAD & BRIDGE GENERAL FUND	TREASURERS	✓475,472.95	M/M T-BILL C/D		475,472.95
2017 021 R & B PCT #1 FUND	TREASURERS	✓210,960.85	M/M T-BILL C/D		210,960.85
2017 022 R & B PCT #2 FUND	TREASURERS	✓264,714.58	M/M T-BILL C/D		264,714.58
2017 023 R & B PCT #3 FUND	TREASURERS	✓544,919.94	M/M T-BILL C/D		544,919.94
2017 024 R & B PCT #4 FUND	TREASURERS	✓352,220.56	M/M T-BILL C/D		352,220.56
2017 025 WIND ENERGY	WIND ENER				
2017 030 JAIL CONSTRUCTION AND PROGRE					
2017 057 GSCD BASIC STATE COMP INCOMECS					
2017 060 DEBT SERVICE PAYMENT	DEBT SERV	221,002.04	M/M T-BILL C/D		221,002.04
2017 095 PAYROLL CLEARING FUND	PAYROLL CL	417.80	M/M T-BILL C/D		417.80
TOTAL		2,642,518.77		4,088,055.07	6,730,573.84

Reconciled
8/24/2017
AD

1,992,139.08*

CHECK ACCOUNT

ACCOUNT BALANCE - TREASURERS	1,992,139.08
ACCOUNT BALANCE - DC ARCHIVE	10,650.71
ACCOUNT BALANCE - INS FUND	203,385.17
ACCOUNT BALANCE - ARCHIVE	142,719.00
ACCOUNT BALANCE - CRIM JUST	8.72
ACCOUNT BALANCE - JURY	71,988.69
ACCOUNT BALANCE - AG BARN	207.56
ACCOUNT BALANCE - DEBT SERV	221,002.04
ACCOUNT BALANCE - PAYROLL CL	417.80

TOTAL

2,642,518.77

ASB

CHECK

ACCOUNT BALANCE - M/M	1,721,694.77
ACCOUNT BALANCE - C/D	2,038,078.27
ACCOUNT BALANCE - PCT#1 M/M	67,346.80
ACCOUNT BALANCE - PCT#2 M/M	141,203.84
ACCOUNT BALANCE - PCT#3 M/M	57,623.74
ACCOUNT BALANCE - PCT#4 M/M	62,107.65

TOTAL

4,088,055.07

TDOA ACCOUNT

TDOA

FUND NAME	***** MONTH TO DATE *****		***** YEAR TO DATE *****	
	REVENUES	EXPENSES	REVENUES	EXPENSES
2017 GENERAL FUND	266,288.05	619,354.03	7,639,982.61	6,405,277.60
2017 DISTRICT CLERK ARCHIVE	87.62	.00	1,176.66	.00
2017 INSURANCE FUND	87,033.37	88,408.12	872,892.11	874,603.29
2017 COUNTY CLERK ARCHIVE	3,897.65	.00	30,641.25	17,838.52
2017 LAW LIBRARY FUND	605.00	534.00	6,565.00	4,494.74
2017 CRIMINAL JUSTICE FUND	19,204.47	68,291.20	206,270.10	206,261.38
2017 JURY FUND	110.95	2,818.00	8,827.13	7,219.40
2017 AG BARN/PROJECT CENTER	425.03	420.81	6,606.67	7,011.89
2017 ROAD & BRIDGE GENERAL FUND	21,973.74	507,573.75	2,085,385.18	2,037,802.65
2017 R & B PCT #1 FUND	127,957.53	31,855.41	523,597.70	457,738.22
2017 R & B PCT #2 FUND	129,994.23	51,991.90	513,126.30	441,864.33
2017 R & B PCT #3 FUND	123,376.88	23,151.23	493,543.17	271,957.19
2017 R & B PCT #4 FUND	128,808.38	40,292.45	515,771.94	455,243.72
2017 DEBT SERVICE PAYMENT	6,653.04	.00	914,621.89	719,500.00
TOTAL	916,415.94	1,434,690.90	13,819,007.71	11,906,812.93

ACCOUNT NAME	BEGINNING CASH BALANCE	CASH RECEIPTS	CASH DISBURSEMENTS	ENDING CASH BALANCE
2017 010 GENERAL FUND	459,610.67	267,279.68	620,642.78-	106,247.57
CASH IN BANK	1,721,397.65	297.12	.00	1,721,694.77
MONEY MARKET ACCOUNT	2,038,078.27	.00	.00	2,038,078.27
CERTIFICATES OF DEPOSIT	4,219,086.59	267,576.80	620,642.78-	3,866,020.61
FUND TOTALS				
2017 011 DISTRICT CLERK ARCHIVE	10,563.09	87.62	.00	10,650.71
CASH IN BANK	10,563.09	87.62	.00	10,650.71
FUND TOTALS				
2017 012 INSURANCE FUND	204,759.92	87,134.87	88,509.62-	203,385.17
CASH IN BANK	204,759.92	87,134.87	88,509.62-	203,385.17
FUND TOTALS				
2017 014 COUNTY CLERK ARCHIVE	138,821.35	3,897.65	.00	142,719.00
CASH IN BANK	138,821.35	3,897.65	.00	142,719.00
FUND TOTALS				
2017 015 LAW LIBRARY FUND	37,531.63	605.00	534.00-	37,602.63
CASH IN BANK	37,531.63	605.00	534.00-	37,602.63
FUND TOTALS				
2017 017 CRIMINAL JUSTICE FUND	49,095.45	19,219.47	68,306.20-	8.72
CASH IN BANK	49,095.45	19,219.47	68,306.20-	8.72
FUND TOTALS				
2017 018 JURY FUND	74,695.74	110.95	2,818.00-	71,988.69
CASH IN BANK	74,695.74	110.95	2,818.00-	71,988.69
FUND TOTALS				
2017 019 AG BARN/PROJECT CENTER	203.34	425.03	420.81-	207.56
CASH IN BANK	203.34	425.03	420.81-	207.56
FUND TOTALS				
2017 020 ROAD & BRIDGE GENERAL FUND	961,072.96	21,973.74	507,573.75-	475,472.95
CASH IN BANK	961,072.96	21,973.74	507,573.75-	475,472.95
FUND TOTALS				
2017 021 R & B PCT #1 FUND	114,878.01	127,938.25	31,855.41-	210,960.85
CASH IN BANK	67,327.52	19.28	.00	67,346.80
MONEY MARKET ACCOUNT	182,205.53	127,957.53	31,855.41-	278,307.65
FUND TOTALS				
2017 022 R & B PCT #2 FUND	186,736.23	129,970.25	51,991.90-	264,714.58
CASH IN BANK	141,179.86	23.98	.00	141,203.84
PCT#2 M/M	327,916.09	129,994.23	51,991.90-	405,918.42
FUND TOTALS				
2017 023 R & B PCT #3 FUND	444,703.92	123,367.25	23,151.23-	544,919.94
CASH IN BANK	57,614.11	9.63	.00	57,623.74
MONEY MARKET ACCOUNT	502,318.03	123,376.88	23,151.23-	602,543.68
FUND TOTALS				
2017 024 R & B PCT #4 FUND	263,715.01	128,798.00	40,292.45-	352,220.56
CASH IN BANK	62,097.27	10.38	.00	62,107.65
MONEY MARKET ACCOUNT				

ACCOUNT NAME	BEGINNING CASH BALANCE	CASH RECEIPTS	CASH DISBURSEMENTS	ENDING CASH BALANCE
2017 060 DEBT SERVICE PAYMENT	325,812.28	128,808.38	40,292.45-	414,328.21
CASH IN BANK	214,349.00	6,653.04	.00	221,002.04
FUND TOTALS	214,349.00	6,653.04	.00	221,002.04
2017 095 PAYROLL CLEARING FUND	414.24	3.56	.00	417.80
CASH IN BANK	414.24	3.56	.00	417.80
FUND TOTALS	414.24	3.56	.00	417.80
GRAND TOTALS	7,248,845.24	917,824.75	1,436,096.15-	6,730,573.84