

# YOUNG COUNTY

## Treasurer's Report

Presented March 2017


**For Month of December 2016**

Period 03- FY2017

The Treasurer's Monthly Report includes money received and disbursed in accordance with Local Government Code 114.026 (a);(b) this affidavit states the current cash and other assets in the custody of the county treasurer.

The bank statements have been reconciled for all accounts and any adjustments have been noted.

Therefore, Ann B. Daily, County Treasurer of Young County, Texas, who being fully sworn, upon oath says that the within and foregoing report is true and correct to the best of her knowledge.



Ann B. Daily,  
Young County Treasurer

Commissioner's Court having reviewed the Treasurer's Report as presented and having taken reasonable steps to ensure its accuracy based upon presentations of the Treasurer's office, approve the report and request that it be filed with the official minutes of this meeting, Local Government Code 114.026(c).


In addition, the below signatures affirm that the Treasurer's report complies with the statutes as referenced, Local Government Code 114.026(d).



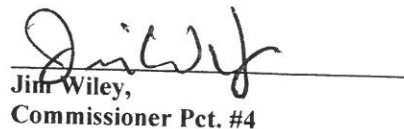
Mike Sipes,  
Commissioner Pct. #1




Matt Pruitt,  
Commissioner Pct. #2




Stacey K. Rogers,  
Commissioner Pct. #3



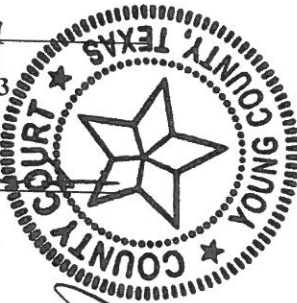
Jim Wiley,  
Commissioner Pct. #4



Kay Hardin  
Young County Clerk



Cheryl Roberts  
Young County Auditor



John C. Bullock,  
Young County Judge

FUND NAME	CHECKING ACCOUNT	CHECKING AMOUNT	TDOA ACCOUNT	TDOA AMOUNT	FUND TOTAL
2017 010 GENERAL FUND	TREASURERS	821,582.03	M/M T-BILL C/D	219,888.88	
2017 011 DISTRICT CLERK ARCHIVE	DC ARCHIVE	9,671.45		2,031,771.47	3,073,242.38
2017 012 INSURANCE FUND	INS FUND	195,730.12	M/M T-BILL C/D		9,671.45
2017 014 COUNTY CLERK ARCHIVE	ARCHIVE	137,681.84			195,730.12
2017 015 LAW LIBRARY FUND	TREASURERS	35,775.37			137,681.84
2017 017 CRIMINAL JUSTICE FUND	CRIM JUST	43,646.84			35,775.37
2017 018 JURY FUND	JURY	69,858.86			43,646.84
2017 019 AG BARN/PROJECT CENTER	AG BARN	2,571.50	M/M T-BILL C/D		69,858.86
2017 020 ROAD & BRIDGE GENERAL FUND	TREASURERS	482,991.28			2,571.50
2017 021 R & B PCT #1 FUND	TREASURERS	138,915.93	PCT#1 M/M T-BILL C/D	67,277.46	482,991.28
2017 022 R & B PCT #2 FUND	TREASURERS	216,935.79	PCT#2 M/M T-BILL C/D	141,039.92	206,193.39
2017 023 R & B PCT #3 FUND	TREASURERS	363,840.87	PCT#3 M/M T-BILL C/D	57,571.27	357,975.71
2017 024 R & B PCT #4 FUND	TREASURERS	256,583.03	PCT#4 M/M T-BILL C/D	62,051.10	421,412.14
2017 025 WIND ENERGY	WIND ENER				318,634.13
2017 030 JAIL CONSTRUCTION AND PROGRE					
2017 057 CSCD BASIC STATE COMP INCOMECCSD					
2017 060 DEBT SERVICE PAYMENT	DEBT SERV	366,592.63			366,592.63
2017 095 PAYROLL CLEARING FUND	PAYROLL CL	394.15			394.15
TOTAL		3,142,771.69		2,579,600.10	5,722,371.79

CHECK ACCOUNT	CHECK
ACCOUNT BALANCE - TREASURERS	2,316,624.30
ACCOUNT BALANCE - DC ARCHIVE	9,671.45
ACCOUNT BALANCE - INS FUND	195,730.12
ACCOUNT BALANCE - ARCHIVE	137,681.84
ACCOUNT BALANCE - CRIM JUST	43,646.84
ACCOUNT BALANCE - JURY	69,858.86
ACCOUNT BALANCE - AG BARN	2,571.50
ACCOUNT BALANCE - DEBT SERV	366,592.63
ACCOUNT BALANCE - PAYROLL CL	394.15

TOTAL 3,142,771.69

TDOA ACCOUNT	TDOA
ACCOUNT BALANCE - M/M	219,888.88
ACCOUNT BALANCE - C/D	2,031,771.47
ACCOUNT BALANCE - PCT#1 M/M	67,277.46
ACCOUNT BALANCE - PCT#2 M/M	141,039.92
ACCOUNT BALANCE - PCT#3 M/M	57,571.27
ACCOUNT BALANCE - PCT#4 M/M	62,051.10

TOTAL 2,579,600.10

ACCOUNT NAME	BEGINNING CASH BALANCE	CASH RECEIPTS	CASH DISBURSEMENTS	ENDING CASH BALANCE
2017 010 GENERAL FUND	31,757.72	1,622,422.11	832,597.80-	821,582.03
CASH IN BANK	219,851.64	37.24	.00	219,888.88
MONEY MARKET ACCOUNT	2,031,771.47	.00	.00	2,031,771.47
CERTIFICATES OF DEPOSIT	2,283,380.83	1,622,459.35	832,597.80-	3,073,242.38
FUND TOTALS				
2017 011 DISTRICT CLERK ARCHIVE	9,585.63	85.82	.00	9,671.45
CASH IN BANK	9,585.63	85.82	.00	9,671.45
FUND TOTALS				
2017 012 INSURANCE FUND	207,736.76	85,922.17	97,928.81-	195,730.12
CASH IN BANK	207,736.76	85,922.17	97,928.81-	195,730.12
FUND TOTALS				
2017 014 COUNTY CLERK ARCHIVE	133,663.55	4,018.29	.00	137,681.84
CASH IN BANK	133,663.55	4,018.29	.00	137,681.84
FUND TOTALS				
2017 015 LAW LIBRARY FUND	35,506.37	535.00	266.00-	35,775.37
CASH IN BANK	35,506.37	535.00	266.00-	35,775.37
FUND TOTALS				
2017 017 CRIMINAL JUSTICE FUND	24,444.87	19,201.97	.00	43,646.84
CASH IN BANK	24,444.87	19,201.97	.00	43,646.84
FUND TOTALS				
2017 018 JURY FUND	69,690.05	1,400.81	1,232.00-	69,858.86
CASH IN BANK	69,690.05	1,400.81	1,232.00-	69,858.86
FUND TOTALS				
2017 019 AG BARN/PROJECT CENTER	1,012.59	2,225.09	666.18-	2,571.50
CASH IN BANK	1,012.59	2,225.09	666.18-	2,571.50
FUND TOTALS				
2017 020 ROAD & BRIDGE GENERAL FUND	219,511.95	371,053.08	107,573.75-	482,991.28
CASH IN BANK	219,511.95	371,053.08	107,573.75-	482,991.28
FUND TOTALS				
2017 021 R & B PCT #1 FUND	152,176.10	27,938.25	41,198.42-	138,915.93
CASH IN BANK	67,268.91	8.55	.00	67,277.46
MONEY MARKET ACCOUNT	219,445.01	27,946.80	41,198.42-	206,193.39
FUND TOTALS				
2017 022 R & B PCT #2 FUND	223,868.27	27,470.25	34,402.73-	216,935.79
CASH IN BANK	141,016.03	23.89	.00	141,039.92
PCT#2 W/M	364,884.30	27,494.14	34,402.73-	357,975.71
FUND TOTALS				
2017 023 R & B PCT #3 FUND	378,702.99	23,367.25	38,229.37-	363,840.87
CASH IN BANK	57,563.96	7.31	.00	57,571.27
MONEY MARKET ACCOUNT	436,266.95	23,374.56	38,229.37-	421,412.14
FUND TOTALS				
2017 024 R & B PCT #4 FUND	278,857.57	28,798.00	51,072.54-	256,583.03
CASH IN BANK	62,043.22	7.88	.00	62,051.10
MONEY MARKET ACCOUNT				

ACCOUNT NAME	BEGINNING CASH BALANCE	CASH RECEIPTS	CASH DISBURSEMENTS	ENDING CASH BALANCE
2017 060 DEBT SERVICE PAYMENT	125,929.28	241,063.35	400.00-	366,592.63
CASH IN BANK	125,929.28	241,063.35	400.00-	366,592.63
FUND TOTALS	125,929.28	241,063.35	400.00-	366,592.63
2017 095 PAYROLL CLEARING FUND	391.69	2.46	.00	394.15
CASH IN BANK	391.69	2.46	.00	394.15
FUND TOTALS	391.69	2.46	.00	394.15
GRAND TOTALS	4,472,350.62	2,455,588.77	1,205,567.60-	5,722,371.79

COMBINED STATEMENT OF REVENUES AND EXPENSES FOR DECEMBER THRU DECEMBER

FUND NAME	***** MONTH TO DATE *****		***** YEAR TO DATE *****	
	REVENUES	EXPENSES	REVENUES	EXPENSES
2017 GENERAL FUND	1,622,459.35	832,597.82	2,508,439.09	2,066,512.31
2017 DISTRICT CLERK ARCHIVE	85.82	.00	197.40	.00
2017 INSURANCE FUND	85,424.40	97,431.04	259,166.17	268,532.40
2017 COUNTY CLERK ARCHIVE	4,018.29	.00	7,765.57	.00
2017 LAW LIBRARY FUND	535.00	266.00	1,290.00	1,047.00
2017 CRIMINAL JUSTICE FUND	19,201.97	.00	43,646.84	.00
2017 JURY FUND	1,400.81	1,232.00	2,707.90	3,206.00
2017 AG BARN/PROJECT CENTER	2,225.09	666.18	3,575.21	1,616.49
2017 ROAD & BRIDGE GENERAL FUND	371,053.08	107,573.75	562,674.61	507,573.75
2017 R & B PCT #1 FUND	27,946.80	41,198.42	127,963.61	134,218.39
2017 R & B PCT #2 FUND	27,494.14	34,402.73	127,541.13	104,221.87
2017 R & B PCT #3 FUND	23,374.56	38,229.37	123,388.95	82,934.51
2017 R & B PCT #4 FUND	28,805.88	51,072.54	128,821.39	163,987.25
2017 DEBT SERVICE PAYMENT	241,063.35	400.00	341,112.48	400.00
TOTAL	2,455,088.54	1,205,069.85	4,238,290.35	3,334,249.97