

# YOUNG COUNTY

## Treasurer's Report

Presented June, 2012  
For Month of May, 2012  
FY 08-2012

The Treasurer's Monthly Report includes money received and disbursed in accordance with Local Government Code 114.026 (a);(b) this affidavit states the current cash and other assets in the custody of the county treasurer.

The bank statements have been reconciled for all accounts and any adjustments have been noted.



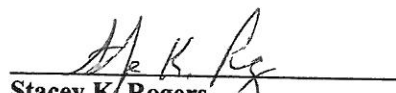
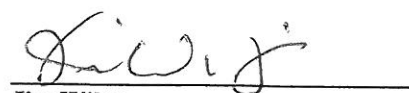




Therefore, Ann B. Daily, County Treasurer of Young County, Texas, who being fully sworn, upon oath says that the within and foregoing report is true and correct to the best of her knowledge.



Ann B. Daily,  
Young County Treasurer

Commissioner's Court having reviewed the Treasurer's Report as presented and having taken reasonable steps to ensure its accuracy based upon presentations of the Treasurer's office, approve the report and request that it be filed with the official minutes of this meeting, Local Government Code 114.026(c).

In addition, the below signatures affirm that the Treasurer's report complies with the statues as referenced, Local Government Code 114.026(d).

  
John Hawkins,  
Commissioner Pct. #1  
Matt Pruitt,  
Commissioner Pct. #2  
Stacey K. Rogers,  
Commissioner Pct. #3  
Jim Wiley,  
Commissioner Pct. #4  
Debra Taylor,  
Young County Clerk  
Cheryl Roberts,  
Young County Auditor  
John C. Bullock,  
Young County Judge

COMBINED STATEMENT OF CASH POSITION FOR MAY

FUND NAME	CHECKING ACCOUNT	CHECKING AMOUNT	TDOA ACCOUNT	TDOA AMOUNT	FUND TOTAL
2012 010 GENERAL FUND	TREASURERS	1,954,026.01	M/M T-BILL C/D	1,546,424.82	
2012 011 DISTRICT CLERK ARCHIVE	DC ARCHIVE	5,095.13		2,498,884.28	5,999,335.11
2012 012 INSURANCE FUND	INS FUND	111,605.58	M/M T-BILL C/D		5,095.13
2012 014 COUNTY CLERK ARCHIVE	ARCHIVE	74,272.96			111,605.58
2012 015 LAW LIBRARY FUND	TREASURERS	16,378.46			74,272.96
2012 016 INDIGENT HEALTH CARE FUND	IND HEALTH	116,371.13			16,378.46
2012 017 CRIMINAL JUSTICE FUND	CRIM JUST	32,677.03			116,371.13
2012 018 JURY FUND	JURY	50,033.36			32,677.03
2012 019 AG BARN/PROJECT CENTER	AG BARN	3,493.04	M/M T-BILL C/D		50,033.36
2012 020 ROAD & BRIDGE GENERAL FUND	TREASURERS	477,042.50			3,493.04
2012 021 R & B PCT #1 FUND	TREASURERS	180,494.96	PCT#1 M/M T-BILL C/D	102,609.67	477,042.50
2012 022 R & B PCT #2 FUND	TREASURERS	127,566.57	PCT#2 M/M T-BILL C/D	139,443.68	283,104.63
2012 023 R & B PCT #3 FUND	TREASURERS	83,887.89	PCT#3 M/M T-BILL C/D	166,131.20	267,010.25
2012 024 R & B PCT #4 FUND	TREASURERS	129,585.06	PCT#4 M/M T-BILL C/D	61,494.97	250,019.09
2012 025 WIND ENERGY	WIND ENER	3,005.65			191,080.03
2012 060 DEBT SERVICE PAYMENT	DEBT SERV	311,698.29			3,005.65
2012 095 PAYROLL CLEARING FUND	PAYROLL CL	128.97			311,698.29
TOTAL		3,677,362.59		4,514,988.62	8,192,351.21

COMBINED STATEMENT OF CASH POSITION FOR MAY

CHECK ACCOUNT

ACCOUNT BALANCE - TREASURERS	2,968,981.45
ACCOUNT BALANCE - DC ARCHIVE	5,095.13
ACCOUNT BALANCE - INS FUND	111,605.58
ACCOUNT BALANCE - ARCHIVE	74,272.96
ACCOUNT BALANCE - IND HEALTH	116,371.13
ACCOUNT BALANCE - CRIM JUST	32,677.03
ACCOUNT BALANCE - JURY	50,033.36
ACCOUNT BALANCE - AG BARN	3,493.04
ACCOUNT BALANCE - WIND ENER	3,005.65
ACCOUNT BALANCE - DEBT SERV	311,698.29
ACCOUNT BALANCE - PAYROLL CL	128.97

TOTAL 3,677,362.59

TDOA ACCOUNT

ACCOUNT BALANCE - M/M	1,546,424.82
ACCOUNT BALANCE - C/D	2,498,884.28
ACCOUNT BALANCE - PCT#1 M/M	102,609.67
ACCOUNT BALANCE - PCT#2 M/M	139,443.68
ACCOUNT BALANCE - PCT#3 M/M	166,131.20
ACCOUNT BALANCE - PCT#4 M/M	61,494.97

TOTAL 4,514,988.62

ACCOUNT NAME	BEGINNING CASH BALANCE	CASH RECEIPTS	CASH DISBURSEMENTS	ENDING CASH BALANCE
2012 GENERAL FUND				
CASH IN BANK	2,678,967.24	392,300.27	1,117,241.50-	1,954,026.01
MONEY MARKET ACCOUNT	795,953.47	750,471.35	.00	1,546,424.82
CERTIFICATES OF DEPOSIT	2,494,865.49	4,018.79	.00	2,498,884.28
FUND TOTALS	5,969,786.20	1,146,790.41	1,117,241.50-	5,999,335.11
2012 DISTRICT CLERK ARCHIVE				
CASH IN BANK	4,929.92	165.21	.00	5,095.13
FUND TOTALS	4,929.92	165.21	.00	5,095.13
2012 INSURANCE FUND				
CASH IN BANK	105,109.95	73,802.06	67,306.43-	111,605.58
FUND TOTALS	105,109.95	73,802.06	67,306.43-	111,605.58
2012 COUNTY CLERK ARCHIVE				
CASH IN BANK	79,120.41	2,817.55	7,665.00-	74,272.96
FUND TOTALS	79,120.41	2,817.55	7,665.00-	74,272.96
2012 LAW LIBRARY FUND				
CASH IN BANK	16,010.46	600.00	232.00-	16,378.46
FUND TOTALS	16,010.46	600.00	232.00-	16,378.46
2012 INDIGENT HEALTH CARE FUND				
CASH IN BANK	125,865.72	1,471.62	10,966.21-	116,371.13
FUND TOTALS	125,865.72	1,471.62	10,966.21-	116,371.13
2012 CRIMINAL JUSTICE FUND				
CASH IN BANK	20.74	32,656.29	.00	32,677.03
FUND TOTALS	20.74	32,656.29	.00	32,677.03
2012 JURY FUND				
CASH IN BANK	53,420.83	392.53	3,780.00-	50,033.36
FUND TOTALS	53,420.83	392.53	3,780.00-	50,033.36
2012 AG BARN/PROJECT CENTER				
CASH IN BANK	3,172.02	975.31	654.29-	3,493.04
FUND TOTALS	3,172.02	975.31	654.29-	3,493.04
2012 ROAD & BRIDGE GENERAL FUND				
CASH IN BANK	606,699.32	120,343.18	250,000.00-	477,042.50
FUND TOTALS	606,699.32	120,343.18	250,000.00-	477,042.50
2012 R & B PCT #1 FUND				
CASH IN BANK	199,059.98	.00	18,565.02-	180,494.96
MONEY MARKET ACCOUNT	102,592.27	17.40	.00	102,609.67
FUND TOTALS	301,652.25	17.40	18,565.02-	283,104.63
2012 R & B PCT #2 FUND				
CASH IN BANK	168,767.13	.00	41,200.56-	127,566.57
PCT#2 M/M	139,443.68	.00	.00	139,443.68
FUND TOTALS	308,210.81	.00	41,200.56-	267,010.25
2012 R & B PCT #3 FUND				
CASH IN BANK	102,789.51	.00	18,901.62-	83,887.89
MONEY MARKET ACCOUNT	166,095.98	35.22	.00	166,131.20
FUND TOTALS	268,885.49	35.22	18,901.62-	250,019.09

ACCOUNT NAME	BEGINNING CASH BALANCE	CASH RECEIPTS	CASH DISBURSEMENTS	ENDING CASH BALANCE
2012 R & B PCT #4 FUND				
CASH IN BANK	155,373.45	725.70	26,514.09-	129,585.06
MONEY MARKET ACCOUNT	61,494.97	.00	.00	61,494.97
FUND TOTALS	216,868.42	725.70	26,514.09-	191,080.03
2012 WIND ENERGY				
CASH	3,005.53	.12	.00	3,005.65
FUND TOTALS	3,005.53	.12	.00	3,005.65
2012 DEBT SERVICE PAYMENT				
CASH IN BANK	302,090.69	9,607.60	.00	311,698.29
FUND TOTALS	302,090.69	9,607.60	.00	311,698.29
2012 PAYROLL CLEARING FUND				
CASH IN BANK	125.14	3.83	.00	128.97
FUND TOTALS	125.14	3.83	.00	128.97
GRAND TOTALS	8,364,973.90	1,390,404.03	1,563,026.72-	8,192,351.21

FUND NAME	***** MONTH TO DATE *****		***** YEAR TO DATE *****	
	REVENUES	EXPENSES	REVENUES	EXPENSES
2012 GENERAL FUND	568,589.33	539,040.42	5,981,662.00	4,540,221.62
2012 DISTRICT CLERK ARCHIVE	165.21	.00	1,051.50	.00
2012 INSURANCE FUND	73,788.34	67,292.71	740,047.85	765,419.37
2012 COUNTY CLERK ARCHIVE	2,817.55	7,665.00	19,664.63	10,461.81
2012 LAW LIBRARY FUND	600.00	232.00	4,160.00	2,175.00
2012 INDIGENT HEALTH CARE FUND	1,471.62	10,966.21	178,401.82	71,271.00
2012 CRIMINAL JUSTICE FUND	32,656.29	.00	241,747.98	209,070.95
2012 JURY FUND	392.53	3,780.00	9,786.25	6,638.00
2012 AG BARN/PROJECT CENTER	975.31	654.29	4,927.75	6,825.66
2012 ROAD & BRIDGE GENERAL FUND	120,343.18	250,000.00	2,013,387.90	1,606,894.38
2012 R & B PCT #1 FUND	17.40	18,565.02	340,403.03	206,436.07
2012 R & B PCT #2 FUND	.00	41,200.56	356,661.29	277,725.26
2012 R & B PCT #3 FUND	35.22	18,901.62	350,328.28	266,198.31
2012 R & B PCT #4 FUND	725.70	26,514.09	342,046.03	268,156.58
2012 WIND ENERGY	.12	.00	.93	.00
2012 DEBT SERVICE PAYMENT	9,607.60	.00	825,153.38	668,118.75
TOTAL	812,185.40	984,811.92	11,409,430.62	8,905,612.76