

# YOUNG COUNTY

## Treasurer's Report

Presented July, 2012  
For the Month of June  
FY 09-2012

The Treasurer's Monthly Report includes money received and disbursed in accordance with Local Government Code 114.026 (a);(b) this affidavit states the current cash and other assets in the custody of the county treasurer.

The bank statements have been reconciled for all accounts and any adjustments have been noted.


Therefore, Ann B. Daily, County Treasurer of Young County, Texas, who being fully sworn, upon oath says that the within and foregoing report is true and correct to the best of her knowledge.




Ann B. Daily,  
Young County Treasurer

Commissioner's Court having reviewed the Treasurer's Report as presented and having taken reasonable steps to ensure its accuracy based upon presentations of the Treasurer's office, approve the report and request that it be filed with the official minutes of this meeting, Local Government Code 114.026(c).

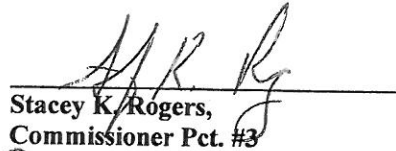
In addition, the below signatures affirm that the Treasurer's report complies with the statues as referenced, Local Government Code 114.026(d).




John Hawkins,  
Commissioner Pct. #1




Matt Prufft,  
Commissioner Pct. #2




Stacey K. Rogers,  
Commissioner Pct. #3




Jim Wiley,  
Commissioner Pct. #4



Debra Taylor,  
Young County Clerk



Cheryl Roberts,  
Young County Auditor



John C. Bullock,  
Young County Judge



COMBINED STATEMENT OF CASH POSITION FOR JUNE

| FUND NAME                           | CHECKING ACCOUNT | CHECKING AMOUNT | TDOA ACCOUNT         | TDOA AMOUNT  | FUND TOTAL   |
|-------------------------------------|------------------|-----------------|----------------------|--------------|--------------|
| 2012 010 GENERAL FUND               | TREASURERS       | 1,674,488.69    | M/M T-BILL C/D       | 1,547,038.88 |              |
| 2012 011 DISTRICT CLERK ARCHIVE     | DC ARCHIVE       | 5,330.34        | M/M T-BILL C/D       | 2,498,884.28 | 5,720,411.85 |
| 2012 012 INSURANCE FUND             | INS FUND         | 51,924.49       | M/M T-BILL C/D       |              | 5,330.34     |
| 2012 014 COUNTY CLERK ARCHIVE       | ARCHIVE          | 77,043.49       |                      |              | 51,924.49    |
| 2012 015 LAW LIBRARY FUND           | TREASURERS       | 16,986.46       |                      |              | 77,043.49    |
| 2012 016 INDIGENT HEALTH CARE FUND  | IND HEALTH       | 94,284.38       |                      |              | 16,986.46    |
| 2012 017 CRIMINAL JUSTICE FUND      | CRIM JUST        | 72,388.91       |                      |              | 94,284.38    |
| 2012 018 JURY FUND                  | JURY             | 50,753.56       |                      |              | 72,388.91    |
| 2012 019 AG BARN/PROJECT CENTER     | AG BARN          | 3,216.64        | M/M T-BILL C/D       |              | 50,753.56    |
| 2012 020 ROAD & BRIDGE GENERAL FUND | TREASURERS       | 500,254.63      |                      |              | 3,216.64     |
| 2012 021 R & B PCT #1 FUND          | TREASURERS       | 163,634.98      | PCT#1 M/M T-BILL C/D | 102,625.95   | 500,254.63   |
| 2012 022 R & B PCT #2 FUND          | TREASURERS       | 98,125.41       | PCT#2 M/M T-BILL C/D | 139,443.68   | 266,260.93   |
| 2012 023 R & B PCT #3 FUND          | TREASURERS       | 66,822.76       | PCT#3 M/M T-BILL C/D | 166,164.16   | 237,569.09   |
| 2012 024 R & B PCT #4 FUND          | TREASURERS       | 103,255.43      | PCT#4 M/M T-BILL C/D | 61,494.97    | 232,986.92   |
| 2012 025 WIND ENERGY                | WIND ENER        | 3,005.65        |                      |              | 164,750.40   |
| 2012 060 DEBT SERVICE PAYMENT       | DEBT SERV        | 317,500.99      |                      |              | 3,005.65     |
| 2012 095 PAYROLL CLEARING FUND      | PAYROLL CL       | 132.08          |                      |              | 317,500.99   |
| TOTAL                               |                  | 3,299,148.89    |                      | 4,515,651.92 | 7,814,800.81 |

COMBINED STATEMENT OF CASH POSITION FOR JUNE

CHECK ACCOUNT

|                              |              |
|------------------------------|--------------|
| ACCOUNT BALANCE - TREASURERS | 2,623,568.36 |
| ACCOUNT BALANCE - DC ARCHIVE | 5,330.34     |
| ACCOUNT BALANCE - INS FUND   | 51,924.49    |
| ACCOUNT BALANCE - ARCHIVE    | 77,043.49    |
| ACCOUNT BALANCE - IND HEALTH | 94,284.38    |
| ACCOUNT BALANCE - CRIM JUST  | 72,388.91    |
| ACCOUNT BALANCE - JURY       | 50,753.56    |
| ACCOUNT BALANCE - AG BARN    | 3,216.64     |
| ACCOUNT BALANCE - WIND ENER  | 3,005.65     |
| ACCOUNT BALANCE - DEBT SERV  | 317,500.99   |
| ACCOUNT BALANCE - PAYROLL CL | 132.08       |

TOTAL

3,299,148.89

TDOA ACCOUNT

|                             |              |
|-----------------------------|--------------|
| ACCOUNT BALANCE - M/M       | 1,547,038.88 |
| ACCOUNT BALANCE - C/D       | 2,498,834.28 |
| ACCOUNT BALANCE - PCT#1 M/M | 102,625.95   |
| ACCOUNT BALANCE - PCT#2 M/M | 139,443.68   |
| ACCOUNT BALANCE - PCT#3 M/M | 166,164.16   |
| ACCOUNT BALANCE - PCT#4 M/M | 61,494.97    |

TOTAL

4,515,651.92

| ACCOUNT NAME                    | BEGINNING CASH BALANCE | CASH RECEIPTS | CASH DISBURSEMENTS | ENDING CASH BALANCE |
|---------------------------------|------------------------|---------------|--------------------|---------------------|
| 2012 GENERAL FUND               |                        |               |                    |                     |
| CASH IN BANK                    | 1,954,026.01           | 295,324.63    | 574,861.95-        | 1,674,488.69        |
| MONEY MARKET ACCOUNT            | 1,546,424.82           | 614.06        | .00                | 1,547,038.88        |
| CERTIFICATES OF DEPOSIT         | 2,498,884.28           | .00           | .00                | 2,498,884.28        |
| FUND TOTALS                     | 5,999,335.11           | 295,938.69    | 574,861.95-        | 5,720,411.85        |
| 2012 DISTRICT CLERK ARCHIVE     |                        |               |                    |                     |
| CASH IN BANK                    | 5,095.13               | 235.21        | .00                | 5,330.34            |
| FUND TOTALS                     | 5,095.13               | 235.21        | .00                | 5,330.34            |
| 2012 INSURANCE FUND             |                        |               |                    |                     |
| CASH IN BANK                    | 111,605.58             | 78,137.61     | 137,818.70-        | 51,924.49           |
| FUND TOTALS                     | 111,605.58             | 78,137.61     | 137,818.70-        | 51,924.49           |
| 2012 COUNTY CLERK ARCHIVE       |                        |               |                    |                     |
| CASH IN BANK                    | 74,272.96              | 3,058.63      | 288.10-            | 77,043.49           |
| FUND TOTALS                     | 74,272.96              | 3,058.63      | 288.10-            | 77,043.49           |
| 2012 LAW LIBRARY FUND           |                        |               |                    |                     |
| CASH IN BANK                    | 16,378.46              | 840.00        | 232.00-            | 16,986.46           |
| FUND TOTALS                     | 16,378.46              | 840.00        | 232.00-            | 16,986.46           |
| 2012 INDIGENT HEALTH CARE FUND  |                        |               |                    |                     |
| CASH IN BANK                    | 116,371.13             | 926.94        | 23,013.69-         | 94,284.38           |
| FUND TOTALS                     | 116,371.13             | 926.94        | 23,013.69-         | 94,284.38           |
| 2012 CRIMINAL JUSTICE FUND      |                        |               |                    |                     |
| CASH IN BANK                    | 32,677.03              | 39,711.88     | .00                | 72,388.91           |
| FUND TOTALS                     | 32,677.03              | 39,711.88     | .00                | 72,388.91           |
| 2012 JURY FUND                  |                        |               |                    |                     |
| CASH IN BANK                    | 50,033.36              | 720.20        | .00                | 50,753.56           |
| FUND TOTALS                     | 50,033.36              | 720.20        | .00                | 50,753.56           |
| 2012 AG BARN/PROJECT CENTER     |                        |               |                    |                     |
| CASH IN BANK                    | 3,493.04               | 701.28        | 977.68-            | 3,216.64            |
| FUND TOTALS                     | 3,493.04               | 701.28        | 977.68-            | 3,216.64            |
| 2012 ROAD & BRIDGE GENERAL FUND |                        |               |                    |                     |
| CASH IN BANK                    | 477,042.50             | 23,212.13     | .00                | 500,254.63          |
| FUND TOTALS                     | 477,042.50             | 23,212.13     | .00                | 500,254.63          |
| 2012 R & B PCT #1 FUND          |                        |               |                    |                     |
| CASH IN BANK                    | 180,494.96             | .00           | 16,859.98-         | 163,634.98          |
| MONEY MARKET ACCOUNT            | 102,609.67             | 16.28         | .00                | 102,625.95          |
| FUND TOTALS                     | 283,104.63             | 16.28         | 16,859.98-         | 266,760.93          |
| 2012 R & B PCT #2 FUND          |                        |               |                    |                     |
| CASH IN BANK                    | 127,566.57             | .00           | 29,441.16-         | 98,125.41           |
| PCT#2 M/M                       | 139,443.68             | .00           | .00                | 139,443.68          |
| FUND TOTALS                     | 267,010.25             | .00           | 29,441.16-         | 237,569.09          |
| 2012 R & B PCT #3 FUND          |                        |               |                    |                     |
| CASH IN BANK                    | 83,887.89              | .00           | 17,065.13-         | 66,822.76           |
| MONEY MARKET ACCOUNT            | 166,131.20             | 32.96         | .00                | 166,164.16          |
| FUND TOTALS                     | 250,019.09             | 32.96         | 17,065.13-         | 232,786.92          |

COMBINED STATEMENT OF CASH RECEIPTS AND DISBURSEMENTS FROM JUNE

TO JUNE

GELL103 PAGE

| ACCOUNT NAME               | BEGINNING CASH BALANCE | CASH RECEIPTS | CASH DISBURSEMENTS | ENDING CASH BALANCE |
|----------------------------|------------------------|---------------|--------------------|---------------------|
| 2012 R & B PCT #4 FUND     |                        |               |                    |                     |
| CASH IN BANK               | 129,585.06             | 247.95        | 26,577.58-         | 103,255.43          |
| MONEY MARKET ACCOUNT       | 61,494.97              | .00           | .00                | 61,494.97           |
| FUND TOTALS                | 191,080.03             | 247.95        | 26,577.58-         | 164,750.40          |
| 2012 WIND ENERGY           |                        |               |                    |                     |
| CASH                       | 3,005.65               | .00           | .00                | 3,005.65            |
| FUND TOTALS                | 3,005.65               | .00           | .00                | 3,005.65            |
| 2012 DEBT SERVICE PAYMENT  |                        |               |                    |                     |
| CASH IN BANK               | 311,698.29             | 5,802.70      | .00                | 317,500.99          |
| FUND TOTALS                | 311,698.29             | 5,802.70      | .00                | 317,500.99          |
| 2012 PAYROLL CLEARING FUND |                        |               |                    |                     |
| CASH IN BANK               | 128.97                 | 3.11          | .00                | 132.08              |
| FUND TOTALS                | 128.97                 | 3.11          | .00                | 132.08              |
| GRAND TOTALS               | 8,192,351.21           | 449,585.57    | 827,135.97-        | 7,814,800.81        |

COMBINED STATEMENT OF REVENUES AND EXPENSES FOR JUNE

THRU JUNE

| FUND NAME                       | **** MONTH TO DATE ****<br>REVENUES | **** MONTH TO DATE ****<br>EXPENSES | **** YEAR TO DATE ****<br>REVENUES | **** YEAR TO DATE ****<br>EXPENSES |
|---------------------------------|-------------------------------------|-------------------------------------|------------------------------------|------------------------------------|
| 2012 GENERAL FUND               | 284,683.04                          | 563,606.30                          | 6,266,345.04                       | 5,103,827.92                       |
| 2012 DISTRICT CLERK ARCHIVE     | 235.21                              | .00                                 | 1,286.71                           | .00                                |
| 2012 INSURANCE FUND             | 77,355.60                           | 137,036.69                          | 817,403.45                         | 902,456.06                         |
| 2012 COUNTY CLERK ARCHIVE       | 3,058.63                            | 288.10                              | 22,723.26                          | 10,749.91                          |
| 2012 LAW LIBRARY FUND           | 840.00                              | 233.00                              | 5,000.00                           | 2,407.00                           |
| 2012 INDIGENT HEALTH CARE FUND  | 926.94                              | 23,013.69                           | 179,328.76                         | 94,284.69                          |
| 2012 CRIMINAL JUSTICE FUND      | 39,711.88                           | .00                                 | 281,459.86                         | 209,070.95                         |
| 2012 JURY FUND                  | 720.20                              | .00                                 | 10,506.45                          | 6,638.00                           |
| 2012 AG BARN/PROJECT CENTER     | 625.29                              | 901.69                              | 5,553.04                           | 7,727.35                           |
| 2012 ROAD & BRIDGE GENERAL FUND | 23,212.13                           | .00                                 | 2,036,600.03                       | 1,606,894.38                       |
| 2012 R & B PCT #1 FUND          | 16.28                               | 16,859.98                           | 340,419.31                         | 223,296.05                         |
| 2012 R & B PCT #2 FUND          | .00                                 | 29,441.16                           | 356,661.29                         | 307,166.42                         |
| 2012 R & B PCT #3 FUND          | 32.96                               | 17,065.13                           | 350,361.24                         | 283,263.44                         |
| 2012 R & B PCT #4 FUND          | 247.95                              | 26,577.58                           | 342,293.98                         | 294,734.16                         |
| 2012 WIND ENERGY                | .00                                 | .00                                 | .93                                | .00                                |
| 2012 DEBT SERVICE PAYMENT       | 5,802.70                            | .00                                 | 830,956.08                         | 668,118.75                         |
| TOTAL                           | 437,468.81                          | 815,022.32                          | 11,846,899.43                      | 9,720,635.08                       |