

# YOUNG COUNTY

## Treasurer's Report

Presented April 2018  
For Month of March 2018  
Period 06 FY2018

The Treasurer's Monthly Report includes money received and disbursed in accordance with Local Government Code 114.026 (a);(b) this affidavit states the current cash and other assets in the custody of the county treasurer.


The bank statements have been reconciled for all accounts and any adjustments have been noted.


Therefore, Ann B. Daily, County Treasurer of Young County, Texas, who being fully sworn, upon oath says that the within and foregoing report is true and correct to the best of her knowledge.


  
Ann B. Daily,  
Young County Treasurer


Commissioner's Court having reviewed the Treasurer's Report as presented and having taken reasonable steps to ensure its accuracy based upon presentations of the Treasurer's office, approve the report and request that it be filed with the official minutes of this meeting, Local Government Code 114.026(c).


In addition, the below signatures affirm that the Treasurer's report complies with the statues as referenced, Local Government Code 114.026(d).


  
Mike Sipes,  
Commissioner Pct. #1


  
Matt Pruitt,  
Commissioner Pct. #2


  
Stacey K. Rogers,  
Commissioner Pct. #3

  
Jim Wiley,  
Commissioner Pct. #4

  
Kay Hardin  
Young County Clerk



  
Cheryl Roberts,  
Young County Auditor

  
John C. Bullock,  
Young County Judge

COMBINED STATEMENT OF CASH POSITION FOR MARCH

FUND NAME	CHECKING ACCOUNT	CHECKING AMOUNT	TDOA ACCOUNT	TDOA AMOUNT	FUND TOTAL
2018 010 GENERAL FUND	TREASURERS	1,447,853.35	M/M T-BILL C/D	2,425,512.06	5,915,640.03 ✓
2018 011 DISTRICT CLERK ARCHIVE	DC ARCHIVE	11,983.47 ✓	M/M T-BILL C/D	2,042,274.62	11,983.47 ✓
2018 012 INSURANCE FUND	INS FUND	199,275.24 ✓	M/M T-BILL C/D	199,275.24 ✓	114,480.38 ✓
2018 014 COUNTY CLERK ARCHIVE	ARCHIVE	114,480.38 ✓	TREASURERS	38,635.12 ✓	54,010.17 ✓
2018 015 LAW LIBRARY FUND	TREASURERS	38,635.12 ✓	JURY	67,790.00 ✓	682.76 ✓
2018 017 CRIMINAL JUSTICE FUND	CRIM JUST	54,010.17 ✓	AG BARN	682.76 ✓	1,295,354.10 ✓
2018 018 JURY FUND	JURY	67,790.00 ✓	M/M T-BILL C/D	67,506.47 ✓	492,197.47 ✓
2018 019 AG BARN/PROJECT CENTER	AG BARN	682.76 ✓	PCT#1 M/M T-BILL C/D	67,506.47 ✓	242,755.22 ✓
2018 020 ROAD & BRIDGE GENERAL FUND	TREASURERS	1,295,354.10	PCT#2 M/M T-BILL C/D	106,599.74 ✓	326,941.18 ✓
2018 021 R & B PCT #1 FUND	TREASURERS	424,691.00	PCT#3 M/M T-BILL C/D	57,763.52 ✓	306,814.12 ✓
2018 022 R & B PCT #2 FUND	TREASURERS	136,155.48	PCT#4 M/M T-BILL C/D	62,258.07 ✓	259,777.30 ✓
2018 023 R & B PCT #3 FUND	TREASURERS	269,177.66	TOTAL	4,761,914.48	9,326,797.77 ✓
2018 024 R & B PCT #4 FUND	TREASURERS	244,556.05			
2018 025 WIND ENERGY					
2018 030 JAIL CONSTRUCTION AND PROGRE					
2018 057 CSCD BASIC STATE COMP INCOME					
2018 060 DEBT SERVICE PAYMENT	DEBT SERV	259,777.30 ✓			461.21 ✓
2018 095 PAYROLL CLEARING FUND	PAYROLL CL	461.21 ✓			
TOTAL		4,564,883.29		4,761,914.48	9,326,797.77 ✓

CHECK ACCOUNT

CHECK

ACCOUNT BALANCE - TREASURERS	3,856,422.76
ACCOUNT BALANCE - DC ARCHIVE	11,983.47
ACCOUNT BALANCE - INS FUND	199,275.24
ACCOUNT BALANCE - ARCHIVE	114,480.38
ACCOUNT BALANCE - CRIM JUST	54,010.17
ACCOUNT BALANCE - JURX	67,790.00
ACCOUNT BALANCE - AG BARR	682.76
ACCOUNT BALANCE - DBRT SERV	259,777.30
ACCOUNT BALANCE - PAYROLL CL	461.21

TOTAL 4,564,883.29

TDOA ACCOUNT

TDOA

ACCOUNT BALANCE - M/M	2,425,512.06
ACCOUNT BALANCE - C/D	2,042,274.62
ACCOUNT BALANCE - PCT#1 M/M	67,506.47
ACCOUNT BALANCE - PCT#2 M/M	106,599.74
ACCOUNT BALANCE - PCT#3 M/M	57,763.52
ACCOUNT BALANCE - PCT#4 M/M	62,258.07

TOTAL 4,761,914.48

ACCOUNT NAME	BEGINNING CASH BALANCE	CASH RECEIPTS	CASH DISBURSEMENTS	ENDING CASH BALANCE
2018 010 GENERAL FUND	1,695,301.71	471,407.62	718,855.98-	1,447,853.35 ✓
CASH IN BANK	2,424,482.49	1,029.57	.00	2,425,512.06 ✓
MONEY MARKET ACCOUNT	2,042,274.62	.00	.00	2,042,274.62 ✓
CERTIFICATES OF DEPOSIT	6,162,058.82	472,437.19	718,855.98-	5,915,640.03 ✓
FUND TOTALS				
2018 011 DISTRICT CLERK ARCHIVE	11,875.43	108.04	.00	11,983.47 ✓
CASH IN BANK	11,875.43	108.04	.00	11,983.47 ✓
FUND TOTALS				
2018 012 INSURANCE FUND	203,604.22	97,925.32	102,254.30-	199,275.24 ✓
CASH IN BANK	203,604.22	97,925.32	102,254.30-	199,275.24 ✓
FUND TOTALS				
2018 014 COUNTY CLERK ARCHIVE	112,425.99	2,054.39	.00	114,480.38 ✓
CASH IN BANK	112,425.99	2,054.39	.00	114,480.38 ✓
FUND TOTALS				
2018 015 LAW LIBRARY FUND	38,476.12	625.00	466.00-	38,635.12 ✓
CASH IN BANK	38,476.12	625.00	466.00-	38,635.12 ✓
FUND TOTALS				
2018 017 CRIMINAL JUSTICE FUND	26,848.50	27,161.67	.00	54,010.17 ✓
CASH IN BANK	26,848.50	27,161.67	.00	54,010.17 ✓
FUND TOTALS				
2018 018 JURY FUND	70,571.26	82.74	2,864.00-	67,790.00 ✓
CASH IN BANK	70,571.26	82.74	2,864.00-	67,790.00 ✓
FUND TOTALS				
2018 019 AG BARN/PROJECT CENTER	972.42	388.70	678.36-	682.76 ✓
CASH IN BANK	972.42	388.70	678.36-	682.76 ✓
FUND TOTALS				
2018 020 ROAD & BRIDGE GENERAL FUND	1,101,761.39	193,592.71	.00	1,295,354.10 ✓
CASH IN BANK	1,101,761.39	193,592.71	.00	1,295,354.10 ✓
FUND TOTALS				
2018 021 R & B PCT #1 FUND	246,260.44	218,710.64	40,280.08-	424,691.00 ✓
CASH IN BANK	67,465.71	40.76	.00	67,506.47 ✓
MONEY MARKET ACCOUNT	313,726.15	218,751.40	40,280.08-	492,197.47 ✓
FUND TOTALS				
2018 022 R & B PCT #2 FUND	194,032.02	2,827.71	60,704.25-	136,155.48 ✓
CASH IN BANK	106,559.01	40.73	.00	106,599.74 ✓
PCT#2 M/M	300,591.03	2,868.44	60,704.25-	242,755.22 ✓
FUND TOTALS				
2018 023 R & B PCT #3 FUND	395,766.83	.00	126,589.17-	269,177.66 ✓
CASH IN BANK	57,746.35	17.17	.00	57,763.52 ✓
MONEY MARKET ACCOUNT	453,513.18	17.17	126,589.17-	326,941.18 ✓
FUND TOTALS				
2018 024 R & B PCT #4 FUND	278,325.96	3,833.46	37,603.37-	244,556.05 ✓
CASH IN BANK	62,239.57	18.50	.00	62,258.07 ✓
MONEY MARKET ACCOUNT				

ACCOUNT NAME	BEGINNING CASH BALANCE	CASH RECEIPTS	CASH DISBURSEMENTS	ENDING CASH BALANCE
2018 060 DEBT SERVICE PAYMENT				
CASH IN BANK	340,565.53	3,851.96	37,603.37	306,814.12
FUND TOTALS	245,995.37	13,781.93	.00	259,777.30
2018 095 PAYROLL CLEARING FUND				
CASH IN BANK	455.55	5.66	.00	461.21
FUND TOTALS	9,383,440.96	1,033,652.32	1,090,295.51	9,326,797.77
GRAND TOTALS				

FUND NAME	**** MONTH TO DATE **** REVENUES	**** MONTH TO DATE **** EXPENSES	**** YEAR TO DATE **** REVENUES	**** YEAR TO DATE **** EXPENSES
2018 GENERAL FUND	466,232.49	712,651.28	6,677,148.90	4,023,080.80
2018 DISTRICT CLERK ARCHIVE	108.04	.00	797.31	.00
2018 INSURANCE FUND	85,425.32	89,754.30	517,007.98	525,067.87
2018 COUNTY CLERK ARCHIVE	2,054.39	.00	12,236.32	49,974.00
2018 LAW LIBRARY FUND	625.00	466.00	3,110.00	2,541.00
2018 CRIMINAL JUSTICE FUND	26,411.67	750.00-	122,705.82	68,695.65
2018 JURY FUND	82.74	2,864.00	9,509.14	14,212.00
2018 AG BARN/PROJECT CENTER	325.11	614.77	2,575.52	2,249.02
2018 ROAD & BRIDGE GENERAL FUND	193,592.71	.00	1,745,943.76	1,001,475.50
2018 R & B PCT #1 FUND	218,751.40	40,280.08	663,086.91	371,912.97
2018 R & B PCT #2 FUND	2,824.85	60,660.66	476,000.49	538,233.99
2018 R & B PCT #3 FUND	17.17	126,589.17	320,361.34	334,489.32
2018 R & B PCT #4 FUND	3,851.96	37,603.37	299,572.00	324,919.62
2018 DEBT SERVICE PAYMENT	13,781.93	.00	820,305.44	724,825.00
TOTAL	1,014,084.78	1,070,733.63	11,670,350.93	7,981,676.74