

YOUNG COUNTY

Treasurer's Report

Presented
November 2022
For Month of September 2022
Period 12 FY2022

The Treasurer's Monthly Report includes money received and disbursed in accordance with Local Government Code 114.026 (a);(b) this affidavit states the current cash and other assets in the custody of the county treasurer.


The bank statements have been reconciled for all accounts and any adjustments have been noted.


Therefore, Ann B. Daily, County Treasurer of Young County, Texas, who being fully sworn, upon oath says that the within and foregoing report is true and correct to the best of her knowledge.



Ann B. Daily,
Young County Treasurer


Commissioner's Court having reviewed the Treasurer's Report as presented and having taken reasonable steps to ensure its accuracy based upon presentations of the Treasurer's office, approve the report and request that it be filed with the official minutes of this meeting, Local Government Code 114.026(c).


In addition, the below signatures affirm that the Treasurer's report complies with the statutes as referenced, Local Government Code 114.026(d).



Stacy Creswell
Commissioner Pct. #1



Matt Pruitt,
Commissioner Pct. #2


Stacey K. Rogers,
Commissioner Pct. #3


Jim Wiley,
Commissioner Pct. #4


Kay Hardin
Young County Clerk


Cheryl Roberts,
Young County Auditor




John C. Bullock,
Young County Judge

FUND NAME	CHECKING ACCOUNT	CHECKING AMOUNT	TDOA ACCOUNT	TDOA AMOUNT	FUND TOTAL
2022 010 GENERAL FUND	TREASURERS	1,009,367.90	M/M T-BILL C/D	5,183,106.53	8,257,187.81
2022 011 DISTRICT CLERK ARCHIVE	DC ARCHIVE	19,279.95			19,279.95
2022 012 INSURANCE FUND	INS FUND	332,515.02	M/M T-BILL C/D	332,515.02	332,515.02
2022 014 COUNTY CLERK ARCHIVE	ARCHIVE	230,373.73			230,373.73
2022 015 LAW LIBRARY FUND	TREASURERS	46,079.97			46,079.97
2022 017 CRIMINAL JUSTICE FUND	CRIM JUST	50,480.45			50,480.45
2022 018 JURY FUND	JURY	87,988.37			87,988.37
2022 019 AG BARN/PROJECT CENTER	AG BARN		M/M T-BILL C/D		
2022 020 ROAD & BRIDGE GENERAL FUND	TREASURERS	1,009,057.93			1,009,057.93
2022 021 R & B PCT #1 FUND	TREASURERS	252,202.89	PCT#1 M/M T-BILL C/D	68,450.65	320,653.54
2022 022 R & B PCT #2 FUND	TREASURERS	186,410.14	PCT#2 M/M T-BILL C/D	108,518.88	294,929.02
2022 023 R & B PCT #3 FUND	TREASURERS	414,153.31	PCT#3 M/M T-BILL C/D	58,573.70	472,727.01
2022 024 R & B PCT #4 FUND	TREASURERS	326,136.15	PCT#4 M/M T-BILL C/D	63,131.29	389,267.44
2022 025 WIND ENERGY					
2022 031 SEWAGE DISPOSAL	TREASURERS	11,354.65			11,354.65
2022 032 JAIL DEVELOPMENT	TREASURERS	58,491.52			58,491.52
2022 033 COURT REPORTER FUND	TREASURERS	17,925.86			17,925.86
2022 034 COUNTY RECORDS MGMT & PRES	TREASURERS	111,508.81			111,508.81
2022 035 COURTHOUSE SECURITY	TREASURERS	13,419.12			13,419.12
2022 036 COUNTY CLERK RECORDS MGMT PRTREASURERS	PRTREASURERS	292,857.97			292,857.97
2022 037 TIME PAYMENT FUND	TREASURERS	69,850.03			69,850.03

COMBINED STATEMENT OF CASH POSITION FOR SEPTEMBER

FUND NAME	CHECKING ACCOUNT	CHECKING AMOUNT	TD0A ACCOUNT	TD0A AMOUNT	FUND TOTAL
2022 038 BCLST	TREASURERS	4,698.66			4,698.66
2022 040 JUSTICE COURT TECHNOLOGY	TREASURERS	40,982.14			40,982.14
2022 041 FAMILY PROTECTION FEE	TREASURERS	22,400.67			22,400.67
2022 042 COUNTY ELECTION SERVICES	TREASURERS	67,170.70			67,170.70
2022 043 COUNTY TECHNOLOGY	TREASURERS	5,997.71			5,997.71
2022 044 COUNTY & DIST CLERK CIVIL	TREASURERS	58,478.44			58,478.44
2022 045 LEOSE	TREASURERS	26,051.64			26,051.64
2022 057 CSCD BASIC STATE COMP INCOME					
2022 060 DEBT SERVICE PAYMENT	DEBT SERV	37,140.77			37,140.77
2022 065 AMERICAN REC FUND	AMER REC	2,739,874.12			2,739,874.12
2022 095 PAYROLL CLEARING FUND	PAYROLL CL	738.73			738.73
TOTAL		7,542,987.35		7,546,494.43	15,089,481.78

CHECK ACCOUNT

CHECK

ACCOUNT BALANCE - TREASURERS	4,044,596.21
ACCOUNT BALANCE - DC ARCHIVE	19,279.95
ACCOUNT BALANCE - INS FUND	332,515.02
ACCOUNT BALANCE - ARCHIVE	230,373.73
ACCOUNT BALANCE - CRIM JUST	50,480.45
ACCOUNT BALANCE - JURY	87,988.37
ACCOUNT BALANCE - DEBT SERV	37,140.77
ACCOUNT BALANCE - AMER REC	2,739,874.12
ACCOUNT BALANCE - PAYROLL CL	738.73

TOTAL

7,542,987.35

TDOA ACCOUNT

TDOA

ACCOUNT BALANCE - M/M	5,183,106.53
ACCOUNT BALANCE - C/D	2,064,713.38
ACCOUNT BALANCE - PCT#1 M/M	68,450.65
ACCOUNT BALANCE - PCT#2 M/M	108,518.88
ACCOUNT BALANCE - PCT#3 M/M	58,573.70
ACCOUNT BALANCE - PCT#4 M/M	63,131.29

TOTAL

7,546,494.43

FUND NAME	**** MONTH TO DATE ****		**** YEAR TO DATE ****	
	REVENUES	EXPENSES	REVENUES	EXPENSES
2022 GENERAL FUND	670,205.64	976,821.69	9,559,965.10	9,140,495.02
2022 DISTRICT CLERK ARCHIVE	50.96	.00	618.82	.00
2022 INSURANCE FUND	86,973.42	88,559.68	1,062,561.99	1,059,429.93
2022 COUNTY CLERK ARCHIVE	8,127.16	.00	44,100.56	5,986.60
2022 LAW LIBRARY FUND	1,995.00	1,696.95	10,570.00	9,143.45
2022 CRIMINAL JUSTICE FUND	53,486.27	.00	301,739.37	226,066.45
2022 JURY FUND	655.14	2,898.91	16,102.90	12,889.19
2022 ROAD & BRIDGE GENERAL FUND	29,334.18	.00	2,817,079.37	2,453,614.79
2022 R & B PCT #1 FUND	16.87	73,981.86	618,034.00	635,250.16
2022 R & B PCT #2 FUND	35.67	43,399.61	587,036.41	522,616.88
2022 R & B PCT #3 FUND	14.44	141,155.53	600,363.08	567,013.14
2022 R & B PCT #4 FUND	15.56	72,533.37	886,301.75	916,538.95
2022 SEWAGE DISPOSAL	600.00	1,745.00	16,800.00	15,103.76
2022 JAIL DEVELOPMENT	1,222.77	.00	15,476.47	.00
2022 COURT REPORTER FUND	1,514.60	.00	7,635.17	4,725.00
2022 COUNTY RECORDS MGMT & PRES	2,483.51	.00	12,170.89	.00
2022 COURTHOUSE SECURITY	2,428.24	.00	14,951.75	10,056.99
2022 COUNTY CLERK RECORDS MGMT PRES	8,094.33	309.23	44,245.87	11,838.94
2022 TIME PAYMENT FUND	.00	.00	1,493.41	.00
2022 BCLSI	.00	.00	71.15	.00
2022 JUSTICE COURT TECHNOLOGY	26.01	37.99	2,038.08	1,929.81
2022 FAMILY PROTECTION FEE	.00	.00	255.00	.00
2022 COUNTY ELECTION SERVICES	20.00	.00	260,484.64	253,167.80
2022 COUNTY TECHNOLOGY	171.52	.00	934.98	100.00
TOTAL	867,471.29	1,403,139.82	16,881,030.76	15,845,966.86

FUND NAME	***** MONTH TO DATE ***** REVENUES	***** YEAR TO DATE ***** REVENUES	***** MONTH TO DATE ***** EXPENSES	***** YEAR TO DATE ***** EXPENSES
2022 COUNTY & DIST CLERK CIVIL	420.00	3,245.00	.00	.00
2022 LEOSE	.00	3,848.50	2,063.90	4,181.20
2022 DEBT SERVICE PAYMENT	4,091.50	653,710.37	.00	784,790.00
2022 AMERICAN REC FUND	676.59	1,752,659.02	4,734.39	762,734.39
TOTAL	5,188.09	2,413,462.89	6,798.29	1,551,705.59

ACCOUNT NAME	BEGINNING CASH BALANCE	CASH RECEIPTS	CASH DISBURSEMENTS	ENDING CASH BALANCE
2022 010 GENERAL FUND CASH IN BANK MONEY MARKET ACCOUNT ACCOUNTS RECEIVABLE CERTIFICATES OF DEPOSIT FUND TOTALS	940,351.14 5,179,700.70 123,616.79 2,064,713.38 8,308,382.01	955,901.36 3,405.83 279,766.89 .00 1,239,074.08	886,884.60 .00 .00 .00 886,884.60	1,009,367.90 5,183,106.53 403,383.68 2,064,713.38 8,660,571.49
2022 011 DISTRICT CLERK ARCHIVE CASH IN BANK ACCOUNTS RECEIVABLE FUND TOTALS	19,253.99 19,253.99	25.96 25.00 50.96	.00 .00 .00	19,279.95 19,304.95
2022 012 INSURANCE FUND CASH IN BANK FUND TOTALS	334,101.28 334,101.28	86,989.42 86,989.42	88,575.68 88,575.68	332,515.02 332,515.02
2022 014 COUNTY CLERK ARCHIVE CASH IN BANK ACCOUNTS RECEIVABLE FUND TOTALS	226,073.57 226,073.57	4,300.16 3,827.00 8,127.16	.00 .00 .00	230,373.73 3,827.00 234,200.73
2022 015 LAW LIBRARY FUND CASH IN BANK ACCOUNTS RECEIVABLE FUND TOTALS	46,158.92 46,158.92	1,050.00 945.00 1,995.00	1,128.95 .00 1,128.95	46,079.97 945.00 47,024.97
2022 017 CRIMINAL JUSTICE FUND CASH IN BANK ACCOUNTS RECEIVABLE FUND TOTALS	22,186.65 22,186.65	28,293.80 25,192.47 53,486.27	.00 .00 .00	50,480.45 25,192.47 75,672.92
2022 018 JURY FUND CASH IN BANK ACCOUNTS RECEIVABLE FUND TOTALS	90,520.75 90,520.75	366.53 288.61 655.14	2,898.91 .00 2,898.91	87,988.37 288.61 88,276.98
2022 020 ROAD & BRIDGE GENERAL FUND CASH IN BANK ACCOUNTS RECEIVABLE FUND TOTALS	981,568.56 981,568.56	27,489.37 1,844.81 29,334.18	.00 .00 .00	1,009,057.93 1,844.81 1,010,902.74
2022 021 R & B PCT #1 FUND CASH IN BANK MONEY MARKET ACCOUNT FUND TOTALS	323,450.31 68,433.78 391,884.09	304.83 16.87 321.70	71,552.25 .00 71,552.25	252,202.89 68,450.65 320,653.54
2022 022 R & B PCT #2 FUND CASH IN BANK PCT#2 M/M FUND TOTALS	222,888.35 108,483.21 331,371.56	.00 35.67 35.67	36,478.21 .00 36,478.21	186,410.14 108,518.88 294,929.02
2022 023 R & B PCT #3 FUND CASH IN BANK MONEY MARKET ACCOUNT FUND TOTALS	475,755.16 58,559.26 534,314.42	264.38 14.44 278.82	61,866.23 .00 61,866.23	414,153.31 58,573.70 472,727.01
2022 024 R & B PCT #4 FUND CASH IN BANK	397,758.10	.00	71,621.95	326,136.15

ACCOUNT NAME	BEGINNING	CASH	CASH	ENDING
MONEY MARKET ACCOUNT	CASH BALANCE	RECEIPTS	DISBURSEMENTS	CASH BALANCE
FUND TOTALS	63,115.73	15.56	.00	63,131.29
	460,873.83	15.56	71,621.95-	389,267.44
GRAND TOTALS	11,746,689.63	1,420,363.96	1,221,006.78-	11,946,046.81

ACCOUNT NAME	BEGINNING CASH BALANCE	CASH RECEIPTS	CASH DISBURSEMENTS	ENDING CASH BALANCE
2022 031 SEWAGE DISPOSAL CASH FUND TOTALS	11,599.65 11,599.65	1,500.00 1,500.00	1,745.00- 1,745.00-	11,354.65 11,354.65
2022 032 JAIL DEVELOPMENT CASH FUND TOTALS	57,268.75 57,268.75	1,222.77 1,222.77	.00 .00	58,491.52 58,491.52
2022 033 COURT REPORTER FUND CASH ACCOUNTS RECEIVABLE FUND TOTALS	17,123.87 17,123.87	801.99 712.61 1,514.60	.00 .00 .00	17,925.86 712.61 18,638.47
2022 034 COUNTY RECORDS MGMT & PRES CASH ACCOUNTS RECEIVABLES FUND TOTALS	110,181.77 110,181.77	1,327.04 1,156.47 2,483.51	.00 .00 .00	111,508.81 1,156.47 112,665.28
2022 035 COURTHOUSE SECURITY CASH ACCOUNTS RECEIVABLE FUND TOTALS	12,131.26 12,131.26	1,287.86 1,140.38 2,428.24	.00 .00 .00	13,419.12 1,140.38 14,559.50
2022 036 COUNTY CLERK RECORDS MGMT PRES CASH ACCOUNTS RECEIVABLE FUND TOTALS	288,638.64 288,638.64	4,219.33 3,875.00 8,094.33	.00 .00 .00	292,857.97 3,875.00 296,732.97
2022 037 TIME PAYMENT FUND CASH FUND TOTALS	69,850.03 69,850.03	.00 .00	.00 .00	69,850.03 69,850.03
2022 038 BCLIST CASH FUND TOTALS	4,698.66 4,698.66	.00 .00	.00 .00	4,698.66 4,698.66
2022 040 JUSTICE COURT TECHNOLOGY CASH ACCOUNTS RECEIVABLE FUND TOTALS	41,001.58 41,001.58	18.55 7.46 26.01	37.99- 37.99-	40,982.14 7.46 40,989.60
2022 041 FAMILY PROTECTION FEE CASH FUND TOTALS	22,400.67 22,400.67	.00 .00	.00 .00	22,400.67 22,400.67
2022 042 COUNTY ELECTION SERVICES CASH FUND TOTALS	67,150.70 67,150.70	20.00 20.00	.00 .00	67,170.70 67,170.70
2022 043 COUNTY TECHNOLOGY CASH ACCOUNTS RECEIVABLE FUND TOTALS	5,903.82 5,903.82	93.89 77.63 171.52	.00 .00 .00	5,997.71 77.63 6,075.34
2022 044 COUNTY & DIST CLERK CIVIL CASH	58,243.44	235.00	.00	58,478.44

ACCOUNT NAME	BEGINNING CASH BALANCE	CASH RECEIPTS	CASH DISBURSEMENTS	ENDING CASH BALANCE
2022 045 LEOSE	28,115.54	.00	2,063.90	26,051.64
CASH	28,115.54	.00	2,063.90	26,051.64
FUND TOTALS				
2022 060 DEBT SERVICE PAYMENT	33,713.75	3,427.02	.00	37,140.77
CASH IN BANK	.00	664.48	.00	664.48
ACCOUNTS RECEIVABLE	33,713.75	4,091.50	.00	37,805.25
FUND TOTALS				
2022 065 AMERICAN REC FUND	2,743,931.92	676.59	4,734.39	2,739,874.12
AMERICAN RECOVERY FUND/CASH	2,743,931.92	676.59	4,734.39	2,739,874.12
FUND TOTALS				
2022 095 PAYROLL CLEARING FUND	729.26	9.47	.00	738.73
CASH IN BANK	729.26	9.47	.00	738.73
FUND TOTALS				
GRAND TOTALS	3,572,683.31	22,658.54	8,581.28	3,586,760.57