

YOUNG COUNTY

Treasurer's Report

Presented June 2018
For Month of May 2018
Period 08 FY2018

The Treasurer's Monthly Report includes money received and disbursed in accordance with Local Government Code 114.026 (a);(b) this affidavit states the current cash and other assets in the custody of the county treasurer.

The bank statements have been reconciled for all accounts and any adjustments have been noted.


Therefore, Ann B. Daily, County Treasurer of Young County, Texas, who being fully sworn, upon oath says that the within and foregoing report is true and correct to the best of her knowledge.



Ann B. Daily,
Young County Treasurer

Commissioner's Court having reviewed the Treasurer's Report as presented and having taken reasonable steps to ensure its accuracy based upon presentations of the Treasurer's office, approve the report and request that it be filed with the official minutes of this meeting, Local Government Code 114.026(e).

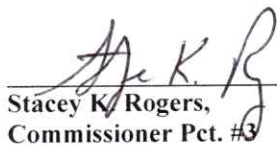
In addition, the below signatures affirm that the Treasurer's report complies with the statues as referenced, Local Government Code 114.026(d).



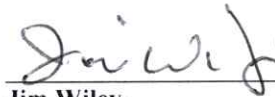
Mike Sipes,
Commissioner Pct. #1



Matt Pruitt,
Commissioner Pct. #2



Stacey K. Rogers,
Commissioner Pct. #3



Jim Wiley,
Commissioner Pct. #4



Kay Hardin
Young County Clerk



Cheryl Roberts,
Young County Auditor



John C. Bullock,
Young County Judge

FUND NAME	CHECKING ACCOUNT	CHECKING AMOUNT	TDOA ACCOUNT	TDOA AMOUNT	FUND TOTAL
2018 010 GENERAL FUND	TREASURERS	820,332.76	M/M T-BILL C/D	2,427,539.27	5,296,080.71
2018 011 DISTRICT CLERK ARCHIVE	DC ARCHIVE	12,236.56			12,236.56
2018 012 INSURANCE FUND	INS FUND	202,531.85	M/M T-BILL C/D	202,531.85	202,531.85
2018 014 COUNTY CLERK ARCHIVE	ARCHIVE	120,849.59			120,849.59
2018 015 LAW LIBRARY FUND	TREASURERS	38,843.12			38,843.12
2018 017 CRIMINAL JUSTICE FUND	CRIM JUST	18,068.39			18,068.39
2018 018 JURY FUND	JURY	73,726.55			73,726.55
2018 019 AG BARN/PROJECT CENTER	AG BARN	434.73	M/M T-BILL C/D	434.73	434.73
2018 020 ROAD & BRIDGE GENERAL FUND	TREASURERS	1,055,960.71			1,055,960.71
2018 021 R & B PCT #1 FUND	TREASURERS	449,032.80	PCT#1 M/M T-BILL C/D	67,545.96	516,578.76
2018 022 R & B PCT #2 FUND	TREASURERS	177,430.11	PCT#2 M/M T-BILL C/D	106,679.93	284,110.04
2018 023 R & B PCT #3 FUND	TREASURERS	337,133.78	PCT#3 M/M T-BILL C/D	57,797.32	394,931.10
2018 024 R & B PCT #4 FUND	TREASURERS	254,573.47	PCT#4 M/M T-BILL C/D	62,294.49	316,867.96
2018 025 WIND ENERGY					
2018 030 JAIL CONSTRUCTION AND PROGRE					
2018 057 CSCD BASIC STATE COMP INCOME					
2018 060 DEBT SERVICE PAYMENT	DEBT SERV	280,205.10			280,205.10
2018 095 PAYROLL CLEARING FUND	PAYROLL CL	470.69			470.69
TOTAL		3,841,830.21		4,770,065.65	8,611,895.86

ACCOUNT NAME	BEGINNING CASH BALANCE	CASH RECEIPTS	CASH DISBURSEMENTS	ENDING CASH BALANCE
2018 010 GENERAL FUND FUND TOTALS	5,785,427.73	305,071.46	794,418.48-	5,296,080.71
2018 011 DISTRICT CLERK ARCHIVE FUND TOTALS	12,121.45	115.11	.00	12,236.56
2018 012 INSURANCE FUND FUND TOTALS	201,169.97	85,882.40	84,520.52-	202,531.85
2018 014 COUNTY CLERK ARCHIVE FUND TOTALS	117,719.59	3,130.00	.00	120,849.59
2018 015 LAW LIBRARY FUND FUND TOTALS	38,824.12	485.00	466.00-	38,843.12
2018 017 CRIMINAL JUSTICE FUND FUND TOTALS	10.97	18,057.42	.00	18,068.39
2018 018 JURY FUND FUND TOTALS	68,756.32	6,160.23	1,190.00-	73,726.55
2018 019 AG BARN/PROJECT CENTER FUND TOTALS	376.66	450.09	392.02-	434.73
2018 020 ROAD & BRIDGE GENERAL FUND FUND TOTALS	1,026,908.82	29,051.89	.00	1,055,960.71
2018 021 R & B PCT #1 FUND FUND TOTALS	559,915.73	18.78	43,355.75-	516,578.76
2018 022 R & B PCT #2 FUND FUND TOTALS	339,513.14	612.28	56,015.38-	284,110.04
2018 023 R & B PCT #3 FUND FUND TOTALS	425,348.09	737.78	31,154.77-	394,931.10
2018 024 R & B PCT #4 FUND FUND TOTALS	368,242.44	18.51	51,392.99-	316,867.96
2018 060 DEBT SERVICE PAYMENT FUND TOTALS	271,706.71	8,498.39	.00	280,205.10
2018 095 PAYROLL CLEARING FUND FUND TOTALS	464.76	5.93	.00	470.69
GRAND TOTALS	9,216,506.50	458,295.27	1,062,905.91-	8,611,895.86

FUND NAME	**** MONTH TO DATE ****		**** YEAR TO DATE ****	
	REVENUES	EXPENSES	REVENUES	EXPENSES
2018 GENERAL FUND	298,113.41	787,460.43	7,393,496.50	5,358,987.72
2018 DISTRICT CLERK ARCHIVE	115.11	.00	1,040.40	.00
2018 INSURANCE FUND	85,882.40	84,520.52	690,023.49	694,826.77
2018 COUNTY CLERK ARCHIVE	3,130.00	.00	18,605.53	49,974.00
2018 LAW LIBRARY FUND	485.00	466.00	4,250.00	3,473.00
2018 CRIMINAL JUSTICE FUND	18,057.42	.00	174,577.20	156,508.81
2018 JURY FUND	5,018.23	48.00	15,933.69	14,700.00
2018 AG BARN/PROJECT CENTER	450.09	392.02	3,575.71	3,497.24
2018 ROAD & BRIDGE GENERAL FUND	29,051.89	.00	2,006,810.62	1,501,735.75
2018 R & B PCT #1 FUND	18.78	43,355.75	789,754.40	474,199.17
2018 R & B PCT #2 FUND	40.76	55,443.86	597,891.68	618,770.36
2018 R & B PCT #3 FUND	208.58	30,625.57	443,828.29	389,966.35
2018 R & B PCT #4 FUND	18.51	51,392.99	428,403.52	443,697.30
2018 DEBT SERVICE PAYMENT	8,498.39	.00	840,733.24	724,825.00
TOTAL	449,088.57	1,053,705.14	13,408,924.27	10,435,161.47

66.67% OF YEAR COMPLETED

GENERAL FUND

ACCOUNT NO	ACCOUNT NAME	BUDGET	***** ACTUAL ***** M-T-D	PERCENT	***** ACTUAL ***** Y-T-D	PERCENT	***** ACTUAL ***** REMAINING	PERCENT
2018 010-339-382	REIMB FROM OLNEY HAMILTON	.00	.00	.00	.00	.00	.00	.00
2018 010-339-383	REIMB FROM GRAHAM REGIONA	.00	.00	.00	.00	.00	.00	.00
2018 010-339-384	PROPERTY/VEH INS CLAIMS	30,000.00	1,716.26	5.72	39,093.92	130.31	9,093.92	30.31*
2018 010-339-390	DONATIONS/SHERIFFS DEPT	.00	.00	.00	3,427.00	.00	3,427.00	.00*
2018 010-339-391	ELECTION EQUIP SALES	.00	.00	.00	.00	.00	.00	.00
2018 010-339-415	REIMB INMATE HOUSING	5,000.00	900.00	18.00	13,035.08	260.70	8,035.08	160.70*
2018 010-339-421	CELL PHONE REIMB	.00	.00	.00	.00	.00	.00	.00
2018 010-339-490	REIMB ELECTION EXPENSES	30,000.00	.00	.00	2,823.62	9.41	27,176.38	90.59
2018 010-340-200	CO. SHERIFF GENERAL FEES	19,000.00	580.00	3.05	8,277.66	43.57	10,722.34	56.43
2018 010-340-400	CO. CLERK GENERAL FEES	311,000.00	21,112.84	6.79	202,114.09	65.00	108,885.91	35.00
2018 010-340-500	CO. TAX A/C GENERAL FEES	90,000.00	5,340.25	5.93	37,515.36	41.68	52,484.64	58.32
2018 010-340-501	TAX A/C TITLES	.00	1,635.00	.00	11,535.00	.00	11,535.00	.00*
2018 010-340-502	TAX A/C TRP	.00	.00	.00	89.70	.00	89.70	.00*
2018 010-340-700	DISTRICT CLK GENERAL FEES	109,000.00	8,275.79	7.59	49,253.93	45.19	59,746.07	54.81
2018 010-340-800	JP CIVIL TRANSCRIPT FEE	.00	.00	.00	.00	.00	.00	.00
2018 010-340-801	JP #1 GENERAL FEES	75,000.00	7,350.90	9.80	40,668.39	54.22	34,331.61	45.78
2018 010-340-803	JP #3 GENERAL FEES	65,000.00	4,946.20	7.61	37,580.74	57.82	27,419.26	42.18
2018 010-340-804	CONSTABLE PCT 1 SERVICE F	7,500.00	940.00	12.53	3,575.00	47.67	3,925.00	52.33
2018 010-340-805	CONSTABLE PCT 3 SERVICE F	4,500.00	75.00	1.67	1,516.66	33.70	2,983.34	66.30
2018 010-344-000	SEWAGE DISPOSAL FEE	2,000.00	195.00	9.75	1,755.00	87.75	245.00	12.25
2018 010-348-000	EDUCATION REIMBURSEMENTS	1,500.00	.00	.00	2,598.22	173.21	1,098.22	73.21*
2018 010-348-100	CJE CONTINUING ED/CO JUDGE	600.00	30.00	5.00	210.00	35.00	390.00	65.00
2018 010-348-200	TRAINING AT LEG	1,000.00	40.00	4.00	340.00	34.00	660.00	66.00
2018 010-360-100	INTEREST EARNINGS-NOW ACC	5,500.00	638.62	11.61	4,566.28	83.02	933.72	16.98
2018 010-360-101	INTEREST EARNED-MONEY MAR	3,000.00	1,030.43	34.35	4,499.91	150.00	1,499.91	50.00*
2018 010-360-102	INTEREST EARNED-CD	7,000.00	.00	.00	6,690.41	95.58	309.59	4.42
2018 010-360-103	INTEREST EARNED/TOBACCO	100.00	.00	.00	.00	.00	100.00	100.00
2018 010-360-104	INTEREST EARNED-SWEEP	.00	.00	.00	.00	.00	.00	.00
2018 010-367-100	FORT BELKNAP RENTAL FEES	1,200.00	150.00	12.50	450.00	37.50	750.00	62.50
2018 010-367-200	HOTEL OCCUP TAX	.00	5,578.92	.00	15,489.97	.00	15,489.97	.00*
2018 010-370-100	RENTAL PROPERTY INCOME	.00	.00	.00	.00	.00	.00	.00
2018 010-380-000	MISCELLANEOUS	15,000.00	2,824.58	18.83	12,271.44	81.81	2,728.56	18.19
2018 010-380-100	UNCLAIMED FUNDS	800.00	.00	.00	.00	.00	800.00	100.00
2018 010-380-150	CERTIFIED FEES	250.00	6.05	2.42	69.00	27.60	181.00	72.40
2018 010-380-200	MISC GRANT FUNDS	15,000.00	3,056.56	20.38	3,056.56	20.38	11,943.44	79.62
2018 010-390-000	TOBACCO MONEY	7,000.00	.00	.00	5,934.06	84.77	1,065.94	15.23
2018 010-390-100	TRANSFERS IN-N/M	.00	.00	.00	.00	.00	.00	.00
2018 010-390-101	TRANSFERS IN/UNRESERVED	.00	.00	.00	.00	.00	.00	.00
2018 010-399-990	ACTUAL REVENUES	.00	.00	.00	.00	.00	.00	.00
	FUND TOTAL	8,019,629.00	298,113.41	3.72	7,393,496.50	92.19	626,132.50	7.81

66.67% OF YEAR COMPLETED

INSURANCE FUND

ACCOUNT NO	ACCOUNT NAME	BUDGET	***** ACTUAL ***** M-T-D PERCENT	***** ACTUAL ***** Y-T-D PERCENT	***** ACTUAL ***** REMAINING PERCENT
2018 012-320-200	COUNTY PREMIUMS	878,000.00	70,831.00 8.07	565,169.20 64.37	312,830.80 35.63
2018 012-320-201	EMPLOYEE PREMIUMS	118,000.00	11,666.20 9.89	95,333.34 80.79	22,666.66 19.21
2018 012-320-202	RETIREE/COBRA	56,100.00	3,361.52 5.99	29,323.86 52.27	26,776.14 47.73
2018 012-320-203	CLAIMS REIMBURSEMENTS	250.00	.00 .00	.00 .00	250.00 100.00
2018 012-320-204	STOP LOSS CLAIMS	.00	.00 .00	.00 .00	.00 .00
2018 012-360-100	INTEREST	150.00	23.68 15.79	197.09 131.39	47.09- 31.39-*
2018 012-360-101	INTEREST-CD/MM	.00	.00 .00	.00 .00	.00 .00
2018 012-360-103	INTEREST-T BILL	.00	.00 .00	.00 .00	.00 .00
2018 012-390-100	TRANSFERS IN-M/M	.00	.00 .00	.00 .00	.00 .00
2018 012-399-990	ACTUAL REVENUES	1,052,500.00	85,882.40 8.16	690,023.49 65.56	362,476.51 34.44
	INS REVENUE TOTAL				
	FUND TOTAL	1,052,500.00	85,882.40 8.16	690,023.49 65.56	362,476.51 34.44

66.67% OF YEAR COMPLETED

CRIMINAL JUSTICE FUND

ACCOUNT NO	ACCOUNT NAME	BUDGET	***** M-T-D ACTUAL PERCENT	***** Y-T-D ACTUAL PERCENT	***** REMAINING PERCENT
2018 017-342-850	TFC/TRAFFIC FEES	3,700.00	168.27	1,937.29	1,762.71
2018 017-342-860	MOCAR/MOTOR CARRIER OFFEN	1,000.00	.00	.00	1,000.00
2018 017-342-865	MOVING VIOLATION	100.00	6.14	71.17	28.83
2018 017-342-875	CS/CHILD SAFETY	50.00	20.00	20.00	30.00
2018 017-342-876	CSS CHILD SAFETY	.00	.00	.00	.00
2018 017-342-900	GENERAL REVENUE/MISC CT C	200.00	.00	.00	200.00
2018 017-342-950	COUNTY BOND FORFEITURE	75.00	2.49	52.38	22.62
2018 017-360-100	INTEREST-NOW ACCOUNT	.00	.00	.00	.00
2018 017-390-000	TRANSFERS IN	.00	.00	.00	.00
2018 017-399-990	ACTUAL REVENUES	.00	.00	.00	.00
	FUND TOTAL	292,412.00	18,057.42	174,577.20	117,834.80

66.67% OF YEAR COMPLETED

JURY FUND

ACCOUNT NO	ACCOUNT NAME	BUDGET	***** ACTUAL ***** M-T-D PERCENT	***** ACTUAL ***** Y-T-D PERCENT	***** ACTUAL ***** REMAINING PERCENT
2018 018-310-110	CURRENT TAXES	3,210.00	42.04	4,655.54	1,445.54- 45.03-*
2018 018-310-120	DELINQUENT TAXES	5.00	.00	.00	5.00 100.00
2018 018-319-120	PENALTY & INTEREST	15.00	.00	.00	15.00 100.00
2018 018-321-700	ESTRAY	500.00	.00	2,974.15	2,474.15- 494.83-*
2018 018-340-400	COUNTY CLERK FEES	1,500.00	.00	330.00	1,170.00 78.00
2018 018-340-700	DISTRICT CLERK FEES	600.00	.00	160.00	440.00 73.33
2018 018-340-801	JP PCT #1 FEES	.00	.00	.00	.00 .00
2018 018-340-803	JP PCT #3 FEES	.00	.00	.00	.00 .00
2018 018-350-100	JURY REIMBURSEMENT	.00	.00	.00	.00 .00
2018 018-350-100	INTEREST	120.00	12.19	96.00	24.00 20.00
2018 018-380-000	MISCELLANEOUS	.00	.00	.00	.00 .00
2018 018-380-100	REIMB JURY FEE	6,000.00	4,964.00	7,718.00	1,718.00- 28.63-*
2018 018-390-000	TRANSFER IN	.00	.00	.00	.00 .00
2018 018-399-990	ACTUAL REVENUES	.00	.00	.00	.00 .00
	FUND TOTAL	11,950.00	5,018.23	15,933.69	3,983.69- 33.34-
	OVER BUDGET				

66.67% OF YEAR COMPLETED

ACCOUNT NO	ACCOUNT NAME	BUDGET	***** ACTUAL ***** M-T-D PERCENT	***** ACTUAL ***** Y-T-D PERCENT	***** ACTUAL ***** REMAINING PERCENT
2018 019-347-001	AG BARN RENTAL FEES	8,450.00	450.00	2,575.00	5,875.00
2018 019-347-002	PROJECT CENTER RENTAL FEE	.00	.00	.00	.00
2018 019-360-100	NOW ACCOUNT INTEREST	.00	.09	.71	.71
2018 019-380-000	MISCELLANEOUS	.00	.00	1,000.00	1,000.00
2018 019-390-000	TRANSFERS IN	.00	.00	.00	.00
2018 019-399-990	ACTUAL REVENUES	.00	.00	.00	.00
	FUND TOTAL	8,450.00	450.09	3,575.71	4,874.29
			5.33	42.32	57.68

66.67% OF YEAR COMPLETED

R & B PCT #2 FUND

ACCOUNT NO	ACCOUNT NAME	BUDGET	***** ACTUAL ***** M-T-D PERCENT	***** ACTUAL ***** Y-T-D PERCENT	***** ACTUAL ***** REMAINING PERCENT
2018 022-339-000	STATE COMPTROLLER-LATERAL	.00	.00	.00	.00
2018 022-360-101	INTEREST EARNED MONEY MAR	.00	40.76	350.56	.00
2018 022-360-102	INTEREST EARNED - CD	.00	.00	.00	.00
2018 022-360-103	INTEREST EARNED - T BILLS	.00	.00	.00	.00
2018 022-364-100	SALE OF EQUIPMENT	.00	.00	229,324.00	.00
2018 022-380-000	MISCELLANEOUS	.00	.00	2,784.12	.00
2018 022-390-000	TRANSFERS IN/R&B GENERAL	487,244.00	.00	365,433.00	75.00
2018 022-390-101	TRANSFERS IN/UNRESERVED	.00	.00	.00	.00
2018 022-399-990	ACTUAL REVENUES	.00	.00	.00	.00
	FUND TOTAL	487,244.00	40.76	597,891.68	122.71
			***** OVER BUDGET *****		110,647.68
					22.71