

YOUNG COUNTY

Treasurer's Report

February 28, 2010

05-2010

The Treasurer's Monthly Report includes money received and disbursed in accordance with Local Government Code 114.026 (a);(b) this affidavit states the current cash and other assets in the custody of the county treasurer.

The bank statements have been reconciled for all accounts and any adjustments have been noted.

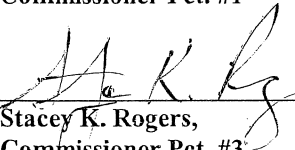
Therefore, Charlotte Farmer, County Treasurer of Young County, Texas, who being fully sworn, upon oath says that the within and foregoing report is true and correct to the best of her knowledge.



Charlotte Farmer,
Young County Treasurer


Commissioner's Court having reviewed the Treasurer's Report as presented and having taken reasonable steps to ensure its accuracy based upon presentations of the Treasurer's office, approve the report and request that it be filed with the official minutes of this meeting, Local Government Code 114.026(c).

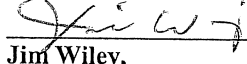
In addition, the below signatures affirm that the Treasurer's report complies with the statutes as referenced, Local Government Code 114.026(d).


John Hawkins,
Commissioner Pct. #1



Stacey K. Rogers,
Commissioner Pct. #3


Shirley Choate,
Young County Clerk


John C. Bullock,
Commissioner Pct. #2


Jim Wiley,
Commissioner Pct. #4


Cheryl Roberts,
Young County Auditor


Stanley H. Peavy III,
Young County Judge

YOUNG COUNTY

STATE OF

TEXAS



GRAHAM, TEXAS 76450

March 8, 2010

To Whom It May Concern:

Due to lack of activity the following bank statements did not drop. Therefore, the First National Bank will manually update these accounts. The interest for the month of March, 2010 will be for two months.

Young County Pct#2
Young County Pct#3
Young County Pct#4

This information was reported to the Young County Auditor, Cheryl Roberts.

Charlotte Farmer
Charlotte Farmer,
Young County Treasurer

Cheryl Roberts
Cheryl Roberts,
Young County Auditor

DATE 03/08/2010 TIME 13:43:00

COMBINED STATEMENT OF CASH POSITION FOR FEBRUARY

FUND NAME	CHECKING ACCOUNT	CHECKING AMOUNT	TDOA ACCOUNT	TDOA AMOUNT	FUND TOTAL
2010 010 GENERAL FUND	TREASURERS	2,487,988.65	M/M T-BILL C/D	742,609.99	5,701,867.65
2010 011 DISTRICT CLERK ARCHIVE	DC ARCHIVE	680.19			680.19
2010 012 INSURANCE FUND	INS FUND	78,310.24	M/M T-BILL C/D		78,310.24
2010 014 COUNTY CLERK ARCHIVE	ARCHIVE	23,272.69			23,272.69
2010 015 LAW LIBRARY FUND	TREASURERS	12,154.46			12,154.46
2010 016 INDIGENT HEALTH CARE FUND	IND HEALTH	116,874.02			116,874.02
2010 017 CRIMINAL JUSTICE FUND	CRIM JUST	23,502.21			23,502.21
2010 018 JURY FUND	JURY	43,443.17			43,443.17
2010 019 AG BARN/PROJECT CENTER	AG BARN	6,476.79	M/M T-BILL C/D		6,476.79
2010 020 ROAD & BRIDGE GENERAL FUND	TREASURERS	644,280.92			644,280.92
2010 021 R & B PCT #1 FUND	TREASURERS	47,103.72	M/M T-BILL C/D	80,685.89	127,789.61
2010 022 R & B PCT #2 FUND	TREASURERS	121,440.79	M/M T-BILL C/D	153,254.01	274,694.80
2010 023 R & B PCT #3 FUND	TREASURERS	135,358.22	M/M T-BILL C/D	122,396.98	257,755.20
2010 024 R & B PCT #4 FUND	TREASURERS	88,496.52	M/M T-BILL C/D	44,215.28	174,991.62
2010 025 WIND ENERGY	WIND ENER	2,000.99			2,000.99
2010 060 DEBT SERVICE PAYMENT	DEBT SERV	253,290.57			253,290.57
2010 095 PAYROLL CLEARING FUND	PAYROLL CL	143.29			143.29
		-----		-----	-----
TOTAL		4,084,817.44		3,656,710.98	7,741,528.42

DATE 03/08/2010 TIME 13:43:00

COMBINED STATEMENT OF CASH POSITION FOR FEBRUARY

G1

CHECK ACCOUNT	CHECK
ACCOUNT BALANCE - TREASURERS	3,536,823.28
ACCOUNT BALANCE - DC ARCHIVE	680.19
ACCOUNT BALANCE - INS FUND	78,310.24
ACCOUNT BALANCE - ARCHIVE	23,272.69
ACCOUNT BALANCE - IND HEALTH	116,874.02
ACCOUNT BALANCE - CRIM JUST	23,502.21
ACCOUNT BALANCE - JURY	43,443.17
ACCOUNT BALANCE - AG BARN	6,476.79
ACCOUNT BALANCE - WIND ENER	2,000.99
ACCOUNT BALANCE - DEBT SERV	253,290.57
ACCOUNT BALANCE - PAYROLL CL	143.29
TOTAL	4,084,817.44

TDOA ACCOUNT	TDOA
ACCOUNT BALANCE - M/M	1,143,162.15
ACCOUNT BALANCE - C/D	2,513,548.83
TOTAL	3,656,710.98

FUND NAME	***** MONTH TO DATE *****		***** YEAR TO DATE *****	
	REVENUES	EXPENSES	REVENUES	EXPENSES
2010 GENERAL FUND	975,451.19	524,811.05	4,062,718.32	2,878,392.68
2010 DISTRICT CLERK ARCHIVE	145.05	.00	455.18	.00
2010 INSURANCE FUND	70,237.28	182,208.20	649,464.49	606,169.43
2010 COUNTY CLERK ARCHIVE	1,567.85	.00	8,031.70	546.49
2010 LAW LIBRARY FUND	280.00	516.00	1,620.00	3,068.94
2010 INDIGENT HEALTH CARE FUND	25,619.72	.00	122,227.79	47,900.67
2010 CRIMINAL JUSTICE FUND	23,491.47	.00	106,682.82	83,180.61
2010 JURY FUND	1,808.46	160.00	10,061.08	4,804.00
2010 AG BARN/PROJECT CENTER	325.50	244.62	4,202.82	3,673.48
2010 ROAD & BRIDGE GENERAL FUND	328,988.22	18,000.00	1,587,932.78	978,060.05
2010 R & B PCT #1 FUND	12.36	56,635.06	219,601.32	205,904.92
2010 R & B PCT #2 FUND	.00	24,484.94	208,893.49	126,931.64
2010 R & B PCT #3 FUND	273.00	30,561.18	234,998.92	157,208.34
2010 R & B PCT #4 FUND	.00	35,098.74	207,878.96	153,774.87
2010 WIND ENERGY	.15	.00	.81	.00
2010 DEBT SERVICE PAYMENT	162,923.57	647,412.50	781,703.28	647,412.50
	-----	-----	-----	-----
TOTAL	1,591,123.82	1,520,132.29	8,206,473.76	5,897,028.62

ACCOUNT NAME	BEGINNING CASH BALANCE	CASH RECEIPTS	CASH DISBURSEMENTS	ENDING CASH BALANCE
2010 GENERAL FUND				
CASH IN BANK	2,037,633.11	1,015,212.82	564,857.28-	2,487,988.65
MONEY MARKET ACCOUNT	742,325.39	284.60	.00	742,609.99
T-BILL	.00	.00	.00	.00
CERTIFICATES OF DEPOSIT	2,471,269.01	.00	.00	2,471,269.01
FUND TOTALS	<u>5,251,227.51</u>	<u>1,015,497.42</u>	<u>564,857.28-</u>	<u>5,701,867.65</u>
2010 DISTRICT CLERK ARCHIVE				
CASH IN BANK	535.14	145.05	.00	680.19
FUND TOTALS	<u>535.14</u>	<u>145.05</u>	<u>.00</u>	<u>680.19</u>
2010 INSURANCE FUND				
CASH IN BANK	190,281.16	70,237.28	182,208.20-	78,310.24
MONEY MARKET ACCOUNT	.00	.00	.00	.00
T-BILL	.00	.00	.00	.00
CERTIFICATES OF DEPOSIT	.00	.00	.00	.00
FUND TOTALS	<u>190,281.16</u>	<u>70,237.28</u>	<u>182,208.20-</u>	<u>78,310.24</u>
2010 COUNTY CLERK ARCHIVE				
CASH IN BANK	21,704.84	1,567.85	.00	23,272.69
FUND TOTALS	<u>21,704.84</u>	<u>1,567.85</u>	<u>.00</u>	<u>23,272.69</u>
2010 LAW LIBRARY FUND				
CASH IN BANK	12,390.46	280.00	516.00-	12,154.46
CERTIFICATES OF DEPOSIT	.00	.00	.00	.00
FUND TOTALS	<u>12,390.46</u>	<u>280.00</u>	<u>516.00-</u>	<u>12,154.46</u>
2010 INDIGENT HEALTH CARE FUND				
CASH IN BANK	91,254.30	25,619.72	.00	116,874.02
FUND TOTALS	<u>91,254.30</u>	<u>25,619.72</u>	<u>.00</u>	<u>116,874.02</u>
2010 CRIMINAL JUSTICE FUND				
CASH IN BANK	10.74	23,491.47	.00	23,502.21
CERTIFICATES OF DEPOSIT	.00	.00	.00	.00
INVESTMENTS	.00	.00	.00	.00
FUND TOTALS	<u>10.74</u>	<u>23,491.47</u>	<u>.00</u>	<u>23,502.21</u>
2010 JURY FUND				
CASH IN BANK	41,794.71	1,808.46	160.00-	43,443.17
FUND TOTALS	<u>41,794.71</u>	<u>1,808.46</u>	<u>160.00-</u>	<u>43,443.17</u>
2010 AG BARN/PROJECT CENTER				
CASH IN BANK	6,395.91	325.50	244.62-	6,476.79
MONEY MARKET ACCOUNT	.00	.00	.00	.00
T-BILL	.00	.00	.00	.00
CERTIFICATES OF DEPOSIT	.00	.00	.00	.00
FUND TOTALS	<u>6,395.91</u>	<u>325.50</u>	<u>244.62-</u>	<u>6,476.79</u>
2010 ROAD & BRIDGE GENERAL FUND				
CASH IN BANK	333,292.70	328,988.22	18,000.00-	644,280.92
FUND TOTALS	<u>333,292.70</u>	<u>328,988.22</u>	<u>18,000.00-</u>	<u>644,280.92</u>
2010 R & B PCT #1 FUND				
CASH IN BANK	103,738.78	.00	56,635.06-	47,103.72
MONEY MARKET ACCOUNT	80,673.53	12.36	.00	80,685.89
T-BILL	.00	.00	.00	.00

ACCOUNT NAME	BEGINNING CASH BALANCE	CASH RECEIPTS	CASH DISBURSEMENTS	ENDING CASH BALANCE
CERTIFICATES OF DEPOSIT	.00	.00	.00	.00
FUND TOTALS	<u>184,412.31</u>	<u>12.36</u>	<u>56,635.06-</u>	<u>127,789.61</u>
2010 R & B PCT #2 FUND				
CASH IN BANK	145,925.73	.00	24,484.94-	121,440.79
MONEY MARKET ACCOUNT	153,254.01	30.40	30.40-	153,254.01
T-BILL	.00	.00	.00	.00
CERTIFICATES OF DEPOSIT	.00	.00	.00	.00
FUND TOTALS	<u>299,179.74</u>	<u>30.40</u>	<u>24,515.34-</u>	<u>274,694.80</u>
2010 R & B PCT #3 FUND				
CASH IN BANK	165,646.40	273.00	30,561.18-	135,358.22
MONEY MARKET ACCOUNT	122,396.98	24.28	24.28-	122,396.98
T-BILL	.00	.00	.00	.00
CERTIFICATES OF DEPOSIT	.00	.00	.00	.00
FUND TOTALS	<u>288,043.38</u>	<u>297.28</u>	<u>30,585.46-</u>	<u>257,755.20</u>
2010 R & B PCT #4 FUND				
CASH IN BANK	123,595.26	.00	35,098.74-	88,496.52
MONEY MARKET ACCOUNT	44,215.28	5.26	5.26-	44,215.28
T-BILL	.00	.00	.00	.00
CERTIFICATES OF DEPOSIT	42,279.82	.00	.00	42,279.82
FUND TOTALS	<u>210,090.36</u>	<u>5.26</u>	<u>35,104.00-</u>	<u>174,991.62</u>
2010 WIND ENERGY				
CASH	2,000.84	.15	.00	2,000.99
FUND TOTALS	<u>2,000.84</u>	<u>.15</u>	<u>.00</u>	<u>2,000.99</u>
2010 DEBT SERVICE PAYMENT				
CASH IN BANK	737,779.50	162,923.57	647,412.50-	253,290.57
FUND TOTALS	<u>737,779.50</u>	<u>162,923.57</u>	<u>647,412.50-</u>	<u>253,290.57</u>
2010 PAYROLL CLEARING FUND				
CASH IN BANK	142.05	1.24	.00	143.29
FUND TOTALS	<u>142.05</u>	<u>1.24</u>	<u>.00</u>	<u>143.29</u>
GRAND TOTALS	<u>7,670,535.65</u>	<u>1,631,231.23</u>	<u>1,560,238.46-</u>	<u>7,741,528.42</u>