

YOUNG COUNTY

Treasurer's Report


January 31, 2010

04-2010

The Treasurer's Monthly Report includes money received and disbursed in accordance with Local Government Code 114.026 (a);(b) this affidavit states the current cash and other assets in the custody of the county treasurer.

The bank statements have been reconciled for all accounts and any adjustments have been noted.

Therefore, Charlotte Farmer, County Treasurer of Young County, Texas, who being fully sworn, upon oath says that the within and foregoing report is true and correct to the best of her knowledge.



Charlotte Farmer,
Young County Treasurer

Commissioner's Court having reviewed the Treasurer's Report as presented and having taken reasonable steps to ensure its accuracy based upon presentations of the Treasurer's office, approve the report and request that it be filed with the official minutes of this meeting, Local Government Code 114.026(c).


In addition, the below signatures affirm that the Treasurer's report complies with the statues as referenced, Local Government Code 114.026(d).



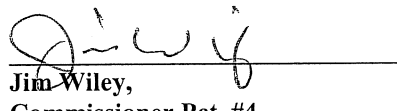
John Hawkins,
Commissioner Pct. #1



John C. Bullock,
Commissioner Pct. #2




Stacey K. Rogers,
Commissioner Pct. #3




Jim Wiley,
Commissioner Pct. #4



Shirley Choate,
Young County Clerk



Cheryl Roberts,
Young County Auditor



Stanley H. Peavy III,
Young County Judge

DATE 02/04/2010 TIME 11:57:55

COMBINED STATEMENT OF CASH POSITION FOR JANUARY

GEL1

FUND NAME	CHECKING ACCOUNT	CHECKING AMOUNT	TDOA ACCOUNT	TDOA AMOUNT	FUND TOTAL
2010 010 GENERAL FUND	TREASURERS	2,037,633.11	M/M T-BILL C/D	742,325.39 2,471,269.01	5,251,227.51
2010 011 DISTRICT CLERK ARCHIVE	DC ARCHIVE	535.14			535.14
2010 012 INSURANCE FUND	INS FUND	190,281.16	M/M T-BILL C/D		190,281.16
2010 014 COUNTY CLERK ARCHIVE	ARCHIVE	21,704.84			21,704.84
2010 015 LAW LIBRARY FUND	TREASURERS	12,390.46			12,390.46
2010 016 INDIGENT HEALTH CARE FUND	IND HEALTH	91,254.30			91,254.30
2010 017 CRIMINAL JUSTICE FUND	CRIM JUST	10.74			10.74
2010 018 JURY FUND	JURY	41,794.71			41,794.71
2010 019 AG BARN/PROJECT CENTER	AG BARN	6,395.91	M/M T-BILL C/D		6,395.91
2010 020 ROAD & BRIDGE GENERAL FUND	TREASURERS	333,292.70			333,292.70
2010 021 R & B PCT #1 FUND	TREASURERS	103,738.78	M/M T-BILL C/D	80,673.53	184,412.31
2010 022 R & B PCT #2 FUND	TREASURERS	145,925.73	M/M T-BILL C/D	153,254.01	299,179.74
2010 023 R & B PCT #3 FUND	TREASURERS	165,646.40	M/M T-BILL C/D	122,396.98	288,043.38
2010 024 R & B PCT #4 FUND	TREASURERS	123,595.26	M/M T-BILL C/D	44,215.28 42,279.82	210,090.36
2010 025 WIND ENERGY	WIND ENER	2,000.84			2,000.84
2010 060 DEBT SERVICE PAYMENT	DEBT SERV	737,779.50			737,779.50
2010 095 PAYROLL CLEARING FUND	PAYROLL CL	142.05			142.05
		-----		-----	-----
TOTAL		4,014,121.63		3,656,414.02	7,670,535.65

DATE 02/04/2010 TIME 11:57:55

COMBINED STATEMENT OF CASH POSITION FOR JANUARY

GEL1

CHECK ACCOUNT	CHECK
ACCOUNT BALANCE - TREASURERS	2,922,222.44
ACCOUNT BALANCE - DC ARCHIVE	535.14
ACCOUNT BALANCE - INS FUND	190,281.16
ACCOUNT BALANCE - ARCHIVE	21,704.84
ACCOUNT BALANCE - IND HEALTH	91,254.30
ACCOUNT BALANCE - CRIM JUST	10.74
ACCOUNT BALANCE - JURY	41,794.71
ACCOUNT BALANCE - AG BARN	6,395.91
ACCOUNT BALANCE - WIND ENER	2,000.84
ACCOUNT BALANCE - DEBT SERV	737,779.50
ACCOUNT BALANCE - PAYROLL CL	142.05
	<hr/>
TOTAL	4,014,121.63

TDOA ACCOUNT	TDOA
ACCOUNT BALANCE - M/M	1,142,865.19
ACCOUNT BALANCE - C/D	2,513,548.83
	<hr/>
TOTAL	3,656,414.02

FUND NAME	***** MONTH TO DATE *****		***** YEAR TO DATE *****	
	REVENUES	EXPENSES	REVENUES	EXPENSES
2010 GENERAL FUND	1,541,676.07	497,244.91	3,087,267.13	2,353,581.63
2010 DISTRICT CLERK ARCHIVE	50.04	.00	310.13	.00
2010 INSURANCE FUND	70,720.60	106,262.57	579,227.21	423,961.23
2010 COUNTY CLERK ARCHIVE	2,233.00	.00	6,463.85	546.49
2010 LAW LIBRARY FUND	400.00	651.00	1,340.00	2,552.94
2010 INDIGENT HEALTH CARE FUND	46,975.66	23,312.07	96,608.07	47,900.67
2010 CRIMINAL JUSTICE FUND	22,304.18	83,180.61	83,191.35	83,180.61
2010 JURY FUND	3,154.26	.00	8,252.62	4,644.00
2010 AG BARN/PROJECT CENTER	625.56	751.22	3,877.32	3,428.86
2010 ROAD & BRIDGE GENERAL FUND	505,679.64	491,241.25	1,258,944.56	960,060.05
2010 R & B PCT #1 FUND	109,763.80	29,904.89	219,588.96	149,269.86
2010 R & B PCT #2 FUND	104,373.90	25,984.01	208,893.49	102,446.70
2010 R & B PCT #3 FUND	117,304.78	28,091.46	234,725.92	126,647.16
2010 R & B PCT #4 FUND	103,866.51	20,618.83	207,878.96	118,676.13
2010 WIND ENERGY	.16	.00	.66	.00
2010 DEBT SERVICE PAYMENT	302,081.93	.00	618,779.71	.00
	-----	-----	-----	-----
TOTAL	2,931,210.09	1,307,242.82	6,615,349.94	4,376,896.33

ACCOUNT NAME	BEGINNING CASH BALANCE	CASH RECEIPTS	CASH DISBURSEMENTS	ENDING CASH BALANCE
2010 GENERAL FUND				
CASH IN BANK	994,687.82	1,540,190.20	497,244.91-	2,037,633.11
MONEY MARKET ACCOUNT	742,030.74	294.65	.00	742,325.39
T-BILL	.00	.00	.00	.00
CERTIFICATES OF DEPOSIT	2,470,077.79	1,191.22	.00	2,471,269.01
FUND TOTALS	<u>4,206,796.35</u>	<u>1,541,676.07</u>	<u>497,244.91-</u>	<u>5,251,227.51</u>
2010 DISTRICT CLERK ARCHIVE				
CASH IN BANK	485.10	50.04	.00	535.14
FUND TOTALS	<u>485.10</u>	<u>50.04</u>	<u>.00</u>	<u>535.14</u>
2010 INSURANCE FUND				
CASH IN BANK	225,823.13	70,796.08	106,338.05-	190,281.16
MONEY MARKET ACCOUNT	.00	.00	.00	.00
T-BILL	.00	.00	.00	.00
CERTIFICATES OF DEPOSIT	.00	.00	.00	.00
FUND TOTALS	<u>225,823.13</u>	<u>70,796.08</u>	<u>106,338.05-</u>	<u>190,281.16</u>
2010 COUNTY CLERK ARCHIVE				
CASH IN BANK	19,471.84	2,233.00	.00	21,704.84
FUND TOTALS	<u>19,471.84</u>	<u>2,233.00</u>	<u>.00</u>	<u>21,704.84</u>
2010 LAW LIBRARY FUND				
CASH IN BANK	12,641.46	400.00	651.00-	12,390.46
CERTIFICATES OF DEPOSIT	.00	.00	.00	.00
FUND TOTALS	<u>12,641.46</u>	<u>400.00</u>	<u>651.00-</u>	<u>12,390.46</u>
2010 INDIGENT HEALTH CARE FUND				
CASH IN BANK	67,590.71	46,975.66	23,312.07-	91,254.30
FUND TOTALS	<u>67,590.71</u>	<u>46,975.66</u>	<u>23,312.07-</u>	<u>91,254.30</u>
2010 CRIMINAL JUSTICE FUND				
CASH IN BANK	60,887.17	22,304.18	83,180.61-	10.74
CERTIFICATES OF DEPOSIT	.00	.00	.00	.00
INVESTMENTS	.00	.00	.00	.00
FUND TOTALS	<u>60,887.17</u>	<u>22,304.18</u>	<u>83,180.61-</u>	<u>10.74</u>
2010 JURY FUND				
CASH IN BANK	38,640.45	3,154.26	.00	41,794.71
FUND TOTALS	<u>38,640.45</u>	<u>3,154.26</u>	<u>.00</u>	<u>41,794.71</u>
2010 AG BARN/PROJECT CENTER				
CASH IN BANK	6,521.57	625.56	751.22-	6,395.91
MONEY MARKET ACCOUNT	.00	.00	.00	.00
T-BILL	.00	.00	.00	.00
CERTIFICATES OF DEPOSIT	.00	.00	.00	.00
FUND TOTALS	<u>6,521.57</u>	<u>625.56</u>	<u>751.22-</u>	<u>6,395.91</u>
2010 ROAD & BRIDGE GENERAL FUND				
CASH IN BANK	318,854.31	505,679.64	491,241.25-	333,292.70
FUND TOTALS	<u>318,854.31</u>	<u>505,679.64</u>	<u>491,241.25-</u>	<u>333,292.70</u>
2010 R & B PCT #1 FUND				
CASH IN BANK	23,892.67	109,751.00	29,904.89-	103,738.78
MONEY MARKET ACCOUNT	80,660.73	12.80	.00	80,673.53
T-BILL	.00	.00	.00	.00

ACCOUNT NAME	BEGINNING CASH BALANCE	CASH RECEIPTS	CASH DISBURSEMENTS	ENDING CASH BALANCE
CERTIFICATES OF DEPOSIT	.00	.00	.00	.00
FUND TOTALS	<u>104,553.40</u>	<u>109,763.80</u>	<u>29,904.89-</u>	<u>184,412.31</u>
2010 R & B PCT #2 FUND				
CASH IN BANK	67,566.24	104,343.50	25,984.01-	145,925.73
MONEY MARKET ACCOUNT	153,223.61	30.40	.00	153,254.01
T-BILL	.00	.00	.00	.00
CERTIFICATES OF DEPOSIT	.00	.00	.00	.00
FUND TOTALS	<u>220,789.85</u>	<u>104,373.90</u>	<u>25,984.01-</u>	<u>299,179.74</u>
2010 R & B PCT #3 FUND				
CASH IN BANK	76,457.36	117,280.50	28,091.46-	165,646.40
MONEY MARKET ACCOUNT	122,372.70	24.28	.00	122,396.98
T-BILL	.00	.00	.00	.00
CERTIFICATES OF DEPOSIT	.00	.00	.00	.00
FUND TOTALS	<u>198,830.06</u>	<u>117,304.78</u>	<u>28,091.46-</u>	<u>288,043.38</u>
2010 R & B PCT #4 FUND				
CASH IN BANK	40,352.84	103,991.42	20,749.00-	123,595.26
MONEY MARKET ACCOUNT	44,210.02	5.26	.00	44,215.28
T-BILL	.00	.00	.00	.00
CERTIFICATES OF DEPOSIT	42,279.82	.00	.00	42,279.82
FUND TOTALS	<u>126,842.68</u>	<u>103,996.68</u>	<u>20,749.00-</u>	<u>210,090.36</u>
2010 WIND ENERGY				
CASH	2,000.68	.16	.00	2,000.84
FUND TOTALS	<u>2,000.68</u>	<u>.16</u>	<u>.00</u>	<u>2,000.84</u>
2010 DEBT SERVICE PAYMENT				
CASH IN BANK	435,697.57	302,081.93	.00	737,779.50
FUND TOTALS	<u>435,697.57</u>	<u>302,081.93</u>	<u>.00</u>	<u>737,779.50</u>
2010 PAYROLL CLEARING FUND				
CASH IN BANK	138.65	3.40	.00	142.05
FUND TOTALS	<u>138.65</u>	<u>3.40</u>	<u>.00</u>	<u>142.05</u>
GRAND TOTALS	<u>6,046,564.98</u>	<u>2,931,419.14</u>	<u>1,307,448.47-</u>	<u>7,670,535.65</u>