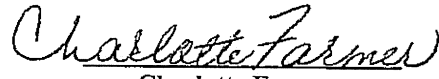




FINANCIAL REPORTS


January, 2009
04-2009


In accordance with Local Government Code 114.026, this affidavit states the current cash and other assets in the custody of the county treasurer as of this date January 31, 2009.



Charlotte Farmer,
Young County Treasurer

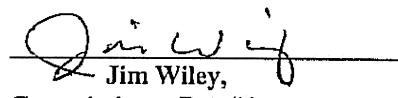

Cheryl Roberts,
Young County Auditor



Stanley H. Peavy, III
Young County Judge


John Hawkins,
Commissioner Pct. #1


John C. Bullock,
Commissioner Pct. #2


Stacey K. Rogers,
Commissioner Pct. #3


Jim Wiley,
Commissioner Pct. #4


Shirley Choate,
Young County Clerk

COMBINED STATEMENT OF CASH POSITION FOR JANUARY

FUND NAME	CHECKING ACCOUNT	CHECKING AMOUNT	TDOA ACCOUNT	TDOA AMOUNT	FUND TOTAL
009 010 GENERAL FUND	TREASURERS	1,807,129.58	M/M T-BILL C/D	943,058.44 2,427,202.01	5,177,398.03
009 012 INSURANCE FUND	INS FUND	81,028.86	M/M T-BILL C/D		81,028.86
009 013 MPEC/PROJECT CENTER	TREASURERS				
009 014 COUNTY CLERK ARCHIVE	ARCHIVE	16,477.33			16,477.33
009 015 LAW LIBRARY FUND	TREASURERS	13,241.90			13,241.90
009 016 INDIGENT HEALTH CARE FUND	IND HEALTH	98,115.23			98,115.23
009 017 CRIMINAL JUSTICE FUND	CRIM JUST	45.66			45.66
009 018 JURY FUND	JURY	36,835.30			36,835.30
009 019 AG BARN/PROJECT CENTER	AG BARN	6,772.40	M/M T-BILL C/D		6,772.40
009 020 ROAD & BRIDGE GENERAL FUND	TREASURERS	400,457.76			400,457.76
009 021 R & B PCT #1 FUND	TREASURERS	105,530.37	M/M T-BILL C/D	82,811.58	188,341.95
009 022 R & B PCT #2 FUND	TREASURERS	108,818.76	M/M T-BILL C/D	149,889.35	258,708.11
009 023 R & B PCT #3 FUND	TREASURERS	129,824.60	M/M T-BILL C/D	63,492.34	193,316.94
009 024 R & B PCT #4 FUND	TREASURERS	117,438.08	M/M T-BILL C/D	39,396.83 41,685.70	198,520.61
009 060 DEBT SERVICE PAYMENT	DEBT SERV	690,207.86			690,207.86
009 070 PERMANENT IMPROVEMENT FUND	TREASURERS				
009 095 PAYROLL CLEARING FUND	PAYROLL CL	319.64			319.64
		-----		-----	-----
TOTAL		3,612,243.33		3,747,536.25	7,359,779.58

CHECK ACCOUNT	CHECK
ACCOUNT BALANCE - TREASURERS	2,682,441.05
ACCOUNT BALANCE - INS FUND	81,028.86
ACCOUNT BALANCE - ARCHIVE	16,477.33
ACCOUNT BALANCE - IND HEALTH	98,115.23
ACCOUNT BALANCE - CRIM JUST	45.66
ACCOUNT BALANCE - JURY	36,835.30
ACCOUNT BALANCE - AG BARN	6,772.40
ACCOUNT BALANCE - DEBT SERV	590,207.86
ACCOUNT BALANCE - PAYROLL CL	319.64
TOTAL	<u>3,612,243.33</u>

TDOA ACCOUNT	TDOA
ACCOUNT BALANCE - M/M	1,278,648.54
ACCOUNT BALANCE - C/D	2,468,887.71
TOTAL	<u>3,747,536.25</u>

COMBINED STATEMENT OF REVENUES AND EXPENSES FOR JANUARY THRU JANUARY

FUND NAME	***** MONTH TO DATE *****		***** YEAR TO DATE *****	
	REVENUES	EXPENSES	REVENUES	EXPENSES
2009 GENERAL FUND	1,434,546.27	434,663.55	2,984,407.00	2,010,313.35
2009 INSURANCE FUND	120,258.47	89,233.04	307,646.45	379,759.37
2009 MPEC/PROJECT CENTER	.00	.00	.00	.00
2009 COUNTY CLERK ARCHIVE	2,166.53	.00	6,597.16	.00
2009 LAW LIBRARY FUND	520.00	507.00	1,400.00	2,795.00
2009 INDIGENT HEALTH CARE FUND	37,870.36	.00	77,550.62	27,096.68
2009 CRIMINAL JUSTICE FUND	29,780.46	84,574.83	84,346.55	84,574.83
2009 JURY FUND	4,036.78	689.50	8,978.84	3,326.10
2009 AG BARN/PROJECT CENTER	226.40	.00	3,083.48	1,816.97
2009 ROAD & BRIDGE GENERAL FUND	506,606.94	456,196.50	1,277,212.47	973,298.00
2009 R & B PCT #1 FUND	109,416.77	43,457.65	223,461.28	144,875.70
2009 R & B PCT #2 FUND	107,327.15	24,040.42	215,247.83	108,006.77
2009 R & B PCT #3 FUND	116,826.65	58,644.45	234,848.28	277,683.70
2009 R & B PCT #4 FUND	108,137.09	26,612.78	216,362.45	128,020.74
2009 DEBT SERVICE PAYMENT	295,383.64	.00	605,517.01	.00
2009 PERMANENT IMPROVEMENT FUND	.00	.00	.00	16,169.05-
	-----	-----	-----	-----
TOTAL	2,873,103.51	1,218,619.72	6,246,659.42	4,125,398.16

ACCOUNT NAME	BEGINNING CASH BALANCE	CASH RECEIPTS	CASH DISBURSEMENTS	ENDING CASH BALANCE
2009 GENERAL FUND				
CASH IN BANK	809,112.16	1,433,363.01	435,345.59-	1,807,129.58
MONEY MARKET ACCOUNT	941,703.18	1,355.26	.00	943,058.44
T-BILL	.00	.00	.00	.00
CERTIFICATES OF DEPOSIT	<u>2,426,691.97</u>	<u>510.04</u>	<u>.00</u>	<u>2,427,202.01</u>
FUND TOTALS	4,177,507.31	1,435,228.31	435,345.59-	5,177,390.03
2009 INSURANCE FUND				
CASH IN BANK	50,003.43	120,258.49	89,233.06-	81,028.86
MONEY MARKET ACCOUNT	.00	.00	.00	.00
T-BILL	.00	.00	.00	.00
CERTIFICATES OF DEPOSIT	<u>.00</u>	<u>.00</u>	<u>.00</u>	<u>.00</u>
FUND TOTALS	50,003.43	120,258.49	89,233.06-	81,028.86
2009 MPEC/PROJECT CENTER				
CASH IN BANK	.00	.00	.00	.00
MONEY MARKET ACCOUNT	.00	.00	.00	.00
CERTIFICATES OF DEPOSIT	<u>.00</u>	<u>.00</u>	<u>.00</u>	<u>.00</u>
FUND TOTALS	.00	.00	.00	.00
2009 COUNTY CLERK ARCHIVE				
CASH IN BANK	<u>14,310.80</u>	<u>2,166.53</u>	<u>.00</u>	<u>16,477.33</u>
FUND TOTALS	14,310.80	2,166.53	.00	16,477.33
2009 LAW LIBRARY FUND				
CASH IN BANK	13,228.90	520.00	507.00-	13,241.90
CERTIFICATES OF DEPOSIT	<u>.00</u>	<u>.00</u>	<u>.00</u>	<u>.00</u>
FUND TOTALS	13,228.90	520.00	507.00-	13,241.90
2009 INDIGENT HEALTH CARE FUND				
CASH IN BANK	<u>60,244.87</u>	<u>37,870.36</u>	<u>.00</u>	<u>98,115.23</u>
FUND TOTALS	60,244.87	37,870.36	.00	98,115.23
2009 CRIMINAL JUSTICE FUND				
CASH IN BANK	54,840.03	29,780.46	84,574.83-	45.66
CERTIFICATES OF DEPOSIT	.00	.00	.00	.00
INVESTMENTS	<u>.00</u>	<u>.00</u>	<u>.00</u>	<u>.00</u>
FUND TOTALS	54,840.03	29,780.46	84,574.83-	45.66
2009 JURY FUND				
CASH IN BANK	<u>33,488.02</u>	<u>4,036.78</u>	<u>689.50-</u>	<u>36,835.30</u>
FUND TOTALS	33,488.02	4,036.78	689.50-	36,835.30
2009 AG BARN/PROJECT CENTER				
CASH IN BANK	6,546.00	226.40	.00	6,772.40
MONEY MARKET ACCOUNT	.00	.00	.00	.00
T-BILL	.00	.00	.00	.00
CERTIFICATES OF DEPOSIT	<u>.00</u>	<u>.00</u>	<u>.00</u>	<u>.00</u>
FUND TOTALS	6,546.00	226.40	.00	6,772.40
2009 ROAD & BRIDGE GENERAL FUND				
CASH IN BANK	<u>350,047.32</u>	<u>506,606.94</u>	<u>456,196.50-</u>	<u>400,457.76</u>
FUND TOTALS	350,047.32	506,606.94	456,196.50-	400,457.76
2009 R & B PCT #1 FUND				
CASH IN BANK	39,639.27	109,561.32	43,670.22-	105,530.37

ACCOUNT NAME	BEGINNING CASH BALANCE	CASH RECEIPTS	CASH DISBURSEMENTS	ENDING CASH BALANCE
MONEY MARKET ACCOUNT	82,743.56	68.02	.00	82,811.58
T-BILL	.00	.00	.00	.00
CERTIFICATES OF DEPOSIT	.00	.00	.00	.00
FUND TOTALS	<u>122,382.83</u>	<u>109,629.34</u>	<u>43,670.22-</u>	<u>188,341.95</u>
2009 R & B PCT #2 FUND				
CASH IN BANK	25,716.68	107,332.18	24,230.10-	108,818.76
MONEY MARKET ACCOUNT	149,704.70	184.65	.00	149,889.35
T-BILL	.00	.00	.00	.00
CERTIFICATES OF DEPOSIT	.00	.00	.00	.00
FUND TOTALS	<u>175,421.38</u>	<u>107,516.83</u>	<u>24,230.10-</u>	<u>258,708.11</u>
2009 R & B PCT #3 FUND				
CASH IN BANK	71,694.55	116,774.50	58,644.45-	129,824.60
MONEY MARKET ACCOUNT	63,440.19	52.15	.00	63,492.34
T-BILL	.00	.00	.00	.00
CERTIFICATES OF DEPOSIT	.00	.00	.00	.00
FUND TOTALS	<u>135,134.74</u>	<u>116,826.65</u>	<u>58,644.45-</u>	<u>193,316.94</u>
2009 R & B PCT #4 FUND				
CASH IN BANK	36,170.11	107,880.75	26,612.78-	117,438.08
MONEY MARKET ACCOUNT	39,380.65	16.18	.00	39,396.83
T-BILL	.00	.00	.00	.00
CERTIFICATES OF DEPOSIT	41,445.54	240.16	.00	41,685.70
FUND TOTALS	<u>116,996.30</u>	<u>108,137.09</u>	<u>26,612.78-</u>	<u>198,520.61</u>
2009 DEBT SERVICE PAYMENT				
CASH IN BANK	<u>394,824.22</u>	<u>295,383.64</u>	.00	<u>690,207.86</u>
FUND TOTALS	<u>394,824.22</u>	<u>295,383.64</u>	.00	<u>690,207.86</u>
2009 PERMANENT IMPROVEMENT FUND				
CASH IN BANK	.00	.00	.00	.00
FUND TOTALS	.00	.00	.00	.00
2009 PAYROLL CLEARING FUND				
CASH IN BANK	<u>309.90</u>	<u>9.74</u>	.00	<u>319.64</u>
FUND TOTALS	<u>309.90</u>	<u>9.74</u>	.00	<u>319.64</u>
GRAND TOTALS	<u>5,705,286.05</u>	<u>2,874,197.56</u>	<u>1,219,704.03-</u>	<u>7,359,779.58</u>